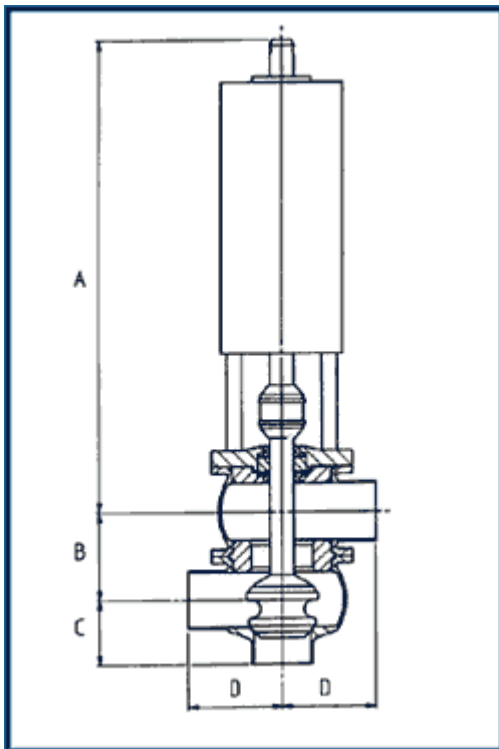




a  stainless **technologies** company



## Diamond Single Seat Valve



The Diamond shut off and divert range of Single Seat valves is advanced, modular and upgradable to suit your requirements.

**ATEX approved Version Available - Enquire for more details!**

### Body

- Fully machined from 316L forgings offering low porosity and good corrosion resistance.
- Self draining, crevice free interior is easy to clean.
- Bolted assembly gives you easy, safe assembly.
- Full flow, spherical design gives low pressure drop and is gentle on your product.

## Seals

- Low stress on seals offers long life and reduces your maintenance costs.
- Stem is double sealed for environmental protection.
- Choice of Seal Materials including EPDM, Viton, Nitrile or FEP/PTFE to suit your application

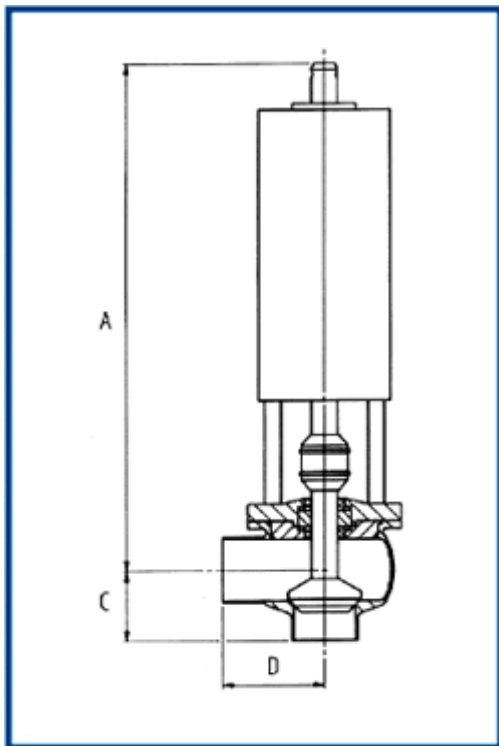
## Lantern/Coupling

- Open area between valve and actuator meets 3A requirements.
- Quick release pin means reduced service time, saving you money.
- Actuator is detachable, no need for you to drain the line.

Working temperatures dependent upon choice of seal material, please consult [DPL](#) if in doubt

## Double Body Valves

Size	1.0"	1.5"	2.0"	2.5"	3.0"	4.0'
<b>A (mm)</b>	268	416	422	497	503	522
<b>B (mm)</b>	62.5	63.3	76	92.8	105.5	142
<b>C (mm)</b>	30.5	42	45.5	55	59	71
<b>D (mm)</b>	52	75	79	95	99	127
<b>PRESSURE (BAR)</b>	16	7	7	7	7	4.5



## Actuator

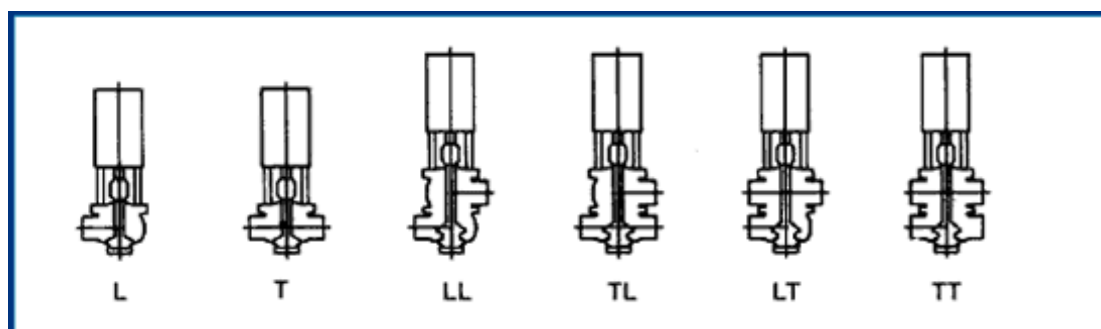
- Reversible, fail safe action gives you peace of mind.
- Factory lubricated, therefore maintenance free.
- Safe, tamper proof spring assembly for extra security.
- Equal force on air and spring stroke give balanced pressure rating.
- Viton seals available for high temperature applications.
- Proven design, randomly tested for 1million actuations.

## Switchbox

- Locating ring offers you reliable operation.
- Pressure relief vent avoids pressurisation.
- AS Interface compatible, for 2 wire communications.

### Single Body Valves

Size	1.0"	1.5"	2.0"	2.5"	3.0"	4.0"
A (mm)	268	416	422	497	503	522
C (mm)	30.5	42	45.5	55	59	71
D (mm)	52	75	79	95	99	127
PRESSURE (BAR)	16	7	7	7	7	4.5



The most common valve configurations are shown above. Many other configurations and orientations are available. Please contact DPL for further help and advice.

As standard, the valves are fitted with the spring return actuator closing the valve spindle downwards with the spring, this is termed normally closed (NC). The valves can be fitted with the actuator opening the valve spindle upwards with the spring, this is termed normally open (NO). The actuator is easily field reversible for NC or NO.

**ATEX approved version available for use in potentially explosive atmospheres.**

**Group 2, Category 2, Gas and dust compliant**



---

Dairy Pipe Lines Ltd. Tipton Road, Dudley. DY1 4SQ  
Tel: +44 (0)1799 522 885  
Email: dairypipelines@dpluk.co.uk **www.dpluk.co.uk**