

Stainless Fittings Ltd



A  stainless **technologies** Company

Contents:

02	Introduction
03	ASME BPE Tube
04-11	ASME BPE Bends
12-28	ASME BPE Tees & Crosses
29-42	ASME BPE Reducers
43-45	ASME BPE Ferrules
46-47	ASME BPE Blank Caps and Domed End Caps
48	Non ASME BPE Ferrules
49	Tank Ferrules
50	Hose Liners
51-53	Clamps
54-58	Gaskets
59-60	Adapters
61-69	Other Non-ASME BPE products
70	Fabrication Services

Biobore

Biobore ASME BPE Introduction

Biobore - ASME BPE tube and Fittings

Biobore is the brand name of SFL's acclaimed range of T316L stainless steel ASME BPE tube and fittings.

More About The ASME Bio Processing Equipment Standard.

The ASME Bio Processing Equipment (ASME BPE) Standard first launched in 1997 provides designers and process engineers with a reliable and measurable way of specifying Hygienic Tubes, Valves and Fittings for use in pharmaceutical and High Purity applications. Through the American Society of Mechanical Engineers harmonization programme this very inclusive standard has achieved world wide acceptance.

Stainless Fittings Ltd has manufactured the Biobore brand of products since its inception and along with a number of other companies around the globe adopted non pharmaceutical-related codes and standards modifying them to meet the requirements of the Food and Drug Administration (FDA). The ASME BPE has enveloped these requirements thus complementing the SFL Biobore range.

The ASME BPE brings together standard stainless steel component types, length sizing, round & squareness tolerances, and additionally the manufacturing materials are standardized but there is however flexibility to use other materials with proven characteristics in the bioprocessing industry.

Standard internal surface finishes are defined by finish codes that are marked on components for ease of identification. These codes also include electropolished surfaces.

Metal joining is a large part of the ASME BPE standard and here the integrity of the fabrication process is protected by insistence on established weld procedures, welder codes, weld log recording & weld plans. The material joint requirements are specified and also the inspection criteria, which takes even small imperfections into account.

Post fabrication corrosion protection and rouge limitation methods are specified including electropolish and passivation procedures. Continuing with the product integrity theme the final product identity marking and the packaging is also stipulated.

Standard SFL Biobore products meet the requirements of the ASME BPE but if you require Non standard products and components to the same exacting standard we can fabricate to your design, the product you require, using the same manufacturing techniques and methodologies.

HOVER OVER THE BUTTONS AT THE SIDE OF THIS PAGE FOR MORE INFORMATION ABOUT THESE PRODUCTS

Biobore ASME BPE High Purity Stainless Steel Tubing

Mechanically Polished or Electropolished Tube for use in pharmaceutical, semi conductor, biotechnology and other high purity processes.

Our tube is manufactured to the stringent ASME BPE and ASTM A270 S2 standards making it ideal for most high purity applications.

Mechanically Polished SF1 Finish

Guaranteed 0.8um max OD, 0.51um max ID

Our SF1 tubing is fully boroscoped and mechanically polished on both the ID and OD surfaces thus minimizing surface finish anomalies and reducing customer inspection requirements.

Electropolished SF4 Finish

Guaranteed 0.8um Max OD, 0.38um max ID after EP

Our SF4 tubing gives an ultra-smooth, corrosion resistant, chromium, enriched surface where contaminants cannot hide. This EP tube is processed and packaged in a certified ISO Class 5 clean room - a must for tubing used in high purity environments.

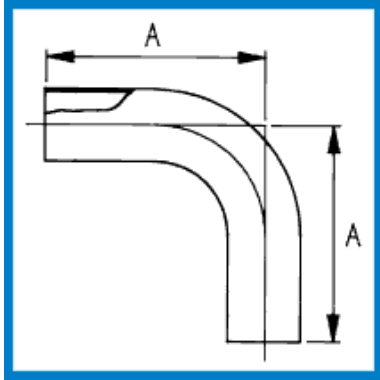
Our tubing is available from 1/4" up to 6" OD sizes in 6.1m lengths

We can also cut to length - just enquire with your Sales Contact

Tube Size Comparison Guide

OD (Inches)	0.236"	0.315"	0.25"	0.38"	0.5"	0.75"	1"	1.5"	2"	2.5"	3"	4"	6"
OD (MM)	6.0	8.0	6.35	9.53	12.7	19.05	25.4	38.1	50.8	63.5	76.1	101.6	152.4
ID (MM)	4.0	6.0	4.57	7.75	9.5	15.85	22.2	34.9	47.6	60.3	73.0	97.6	147.1
Wall thickness (MM)	1.0	1.0	0.9	0.9	1.6	1.6	1.6	1.6	1.6	1.6	1.6	2.0	2.7
SWG	N/A	N/A	20	20	16	16	16	16	16	16	16	14	12

Biobore Bends

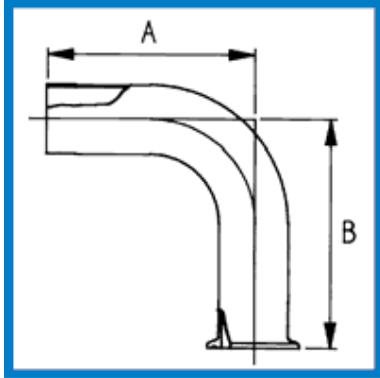


DT7 - 90 degree bend W/W (DT-4.1.1-1) ASME BPE

Size (ins)	Part Code	A (mm)
0.25	90B02WW	66.7
0.375	90B04WW	66.7
0.5	90B05WW	76.2
0.75	90B07WW	76.2
1.0	90B10WW	76.2
1.5	90B15WW	95.3
2.0	90B20WW	120.7
2.5	90B25WW	139.7
3.0	90B30WW	158.8
4.0	90B40WW	203.2
6.0	90B60WW	292.1

**** We currently also supply a range of 88 Degree and 92 Degree bends - Please Enquire!**

Biobore Bends

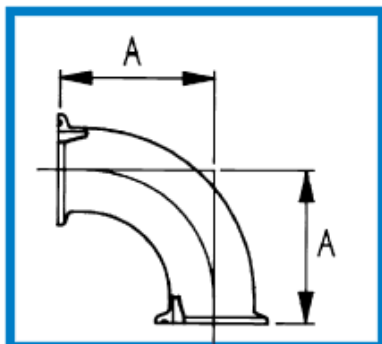


DT12 - 90 Degree bend C/W (DT-4.1.1-2) ASME BPE

Size (ins)	Part Code	A (mm)	B (mm)
0.25	90B02CW	66.7	41.3
0.375	90B04CW	66.7	41.3
0.5	90B05CW	76.2	41.3
0.75	90B07CW	76.2	41.3
1.0	90B10CW	76.2	50.8
1.5	90B15CW	95.3	69.9
2.0	90B20CW	120.7	88.9
2.5	90B25CW	139.7	108.0
3.0	90B30CW	158.8	127.0
4.0	90B40CW	203.2	168.3
6.0	90B60CW	292.1	266.7

Stainless Fittings. Tipton Road, Dudley, West Midlands DY1 4SQ
 Tel: +44 (0)121 557 1188 | Fax: +44 (0)121 557 6035
 E-mail: stainlessfittings@sfluk.co.uk www.sfluk.co.uk

Biobore Bends

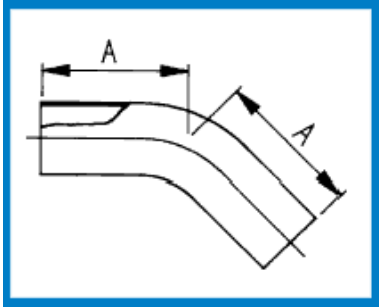


DT16 - 90 Degree bend C/C (DT-4.1.1-3) ASME BPE

Size (ins)	Part Code	A (mm)
0.25	90B02CC	41.3
0.375	90B04CC	41.3
0.5	90B05CC	41.3
0.75	90B07CC	41.3
1.0	90B10CC	50.8
1.5	90B15CC	69.9
2.0	90B20CC	88.9
2.5	90B25CC	108.0
3.0	90B30CC	127.0
4.0	90B40CC	168.3
6.0	90B60CC	266.7

Stainless Fittings. Tipton Road, Dudley, West Midlands DY1 4SQ
Tel: +44 (0)121 557 1188 | Fax: +44 (0)121 557 6035
E-mail: stainlessfittings@sfluk.co.uk www.sfluk.co.uk

Biobore Bends

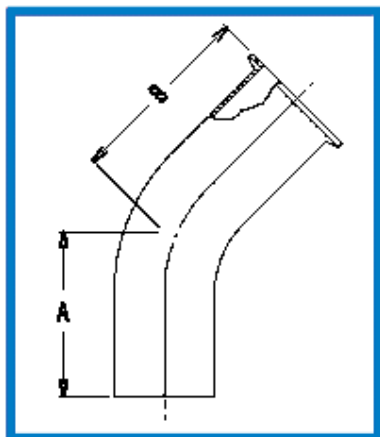


DT8 - 45 Degree bend WW (DT-4.1.1-4) ASME BPE

Size (ins)	Part Code	A (mm)
0.25	45B02WW	50.8
0.375	45B04WW	50.8
0.5	45B05WW	57.2
0.75	45B07WW	57.2
1.0	45B10WW	57.2
1.5	45B15WW	63.5
2.0	45B20WW	76.2
2.5	45B25WW	85.7
3.0	45B30WW	92.1
4.0	45B40WW	114.3
6.0	45B60WW	158.8

Stainless Fittings. Tipton Road, Dudley, West Midlands DY1 4SQ
Tel: +44 (0)121 557 1188 | Fax: +44 (0)121 557 6035
E-mail: stainlessfittings@sfluk.co.uk www.sfluk.co.uk

Biobore Bends

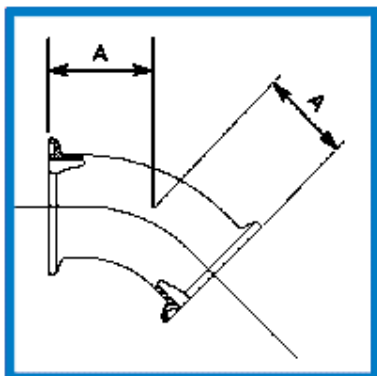


DT13 - 45 Degree Bend C/W (DT-4.1.1-5) ASME BPE

Size (ins)	Part Code	A (mm)	B (mm)
0.25	45B02CW	50.8	25.4
0.375	45B04CW	50.8	25.4
0.5	45B05CW	57.2	25.4
0.75	45B07CW	57.2	25.4
1.0	45B10CW	57.2	28.6
1.5	45B15CW	63.5	36.5
2.0	45B20CW	76.2	44.5
2.5	45B25CW	85.7	52.4
3.0	45B30CW	92.1	60.3
4.0	45B40CW	114.3	79.4
6.0	45B60CW	158.8	133.4

Stainless Fittings. Tipton Road, Dudley, West Midlands DY1 4SQ
 Tel: +44 (0)121 557 1188 | Fax: +44 (0)121 557 6035
 E-mail: stainlessfittings@sfluk.co.uk www.sfluk.co.uk

Biobore Bends



DT17 - 45 Degree Bend C/C (DT-4.1.1-6) ASME BPE

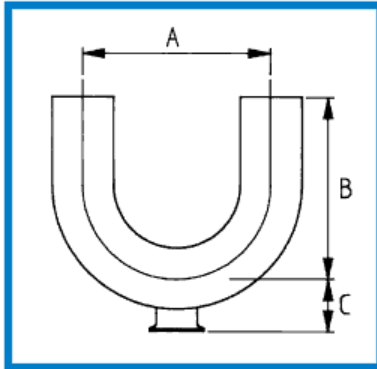
Size (ins)	Part Code	A (mm)
0.25	45B02CC	25.4
0.375	45B04CC	25.4
0.50	45B05CC	25.4
0.75	45B07CC	25.4
1.00	45B10CC	28.6
1.50	45B15CC	36.5
2.00	45B20CC	44.5
2.50	45B25CC	52.4
3.00	45B30CC	60.3
4.00	45B40CC	79.4
6.00	45B60CC	133.4

Stainless Fittings. Tipton Road, Dudley, West Midlands DY1 4SQ
Tel: +44 (0)121 557 1188 | Fax: +44 (0)121 557 6035
E-mail: stainlessfittings@sfluk.co.uk www.sfluk.co.uk

Biobore Bends



a stainless technologies company



DT23 - Outlet Loop W/W/C (DT-4.1.1-7) ✓ ASME BPE

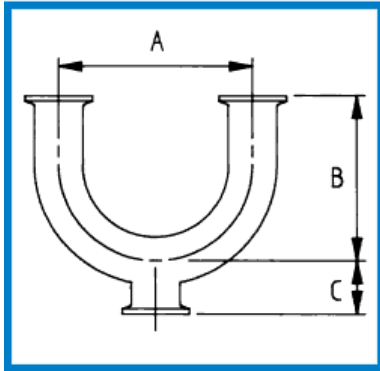
Size (ins)	Part Code	A (mm)	B (mm)	C (mm)
1.0 x 0.5	OL1005WWC	76.2	76.2	31.7
1.0 x 0.75	OL1007WWC	76.2	76.2	31.7
1.5 x 0.5	OL1505WWC	114.3	114.3	38.1
1.5 x 0.75	OL1507WWC	114.3	114.3	38.1
1.5 x 1.0	OL1510WWC	114.3	114.3	38.1
2.0 x 0.5	OL2005WWC	152.4	127.0	44.5
2.0 x 0.75	OL2007WWC	152.4	127.0	44.5
2.0 x 1.0	OL2010WWC	152.4	127.0	50.8
2.0 x 1.5	OL2015WWC	152.4	127.0	44.5
2.5 x 0.5	OL2505WWC	190.5	146.1	50.8
2.5 x 0.75	OL2507WWC	190.5	146.1	50.8
2.5 x 1.0	OL2510WWC	190.5	146.1	55.5
2.5 x 1.5	OL2515WWC	190.5	146.1	50.8
2.5 x 2.0	OL2520WWC	190.5	146.1	60.3
3.0 x 0.5	OL3005WWC	228.6	165.1	57.2
3.0 x 0.75	OL3007WWC	228.6	165.1	57.2
3.0 x 1.0	OL3010WWC	228.6	165.1	63.5
3.0 x 1.5	OL3015WWC	228.6	165.1	58.7
3.0 x 2.0	OL3020WWC	228.6	165.1	57.2
3.0 x 2.5	OL3025WWC	228.6	165.1	66.7
4.0 x 0.5	OL4005WWC	304.8	215.9	69.8
4.0 x 0.75	OL4007WWC	304.8	215.9	69.8
4.0 x 1.0	OL4010WWC	304.8	215.9	77.8
4.0 x 1.5	OL4015WWC	304.8	215.9	74.6
4.0 x 2.0	OL4020WWC	304.8	215.9	69.8
4.0 x 2.5	OL4025WWC	304.8	215.9	79.4
4.0 x 3.0	OL4030WWC	304.8	215.9	79.4

**Dimension C is in addition to the ASME BPE specification

Biobore Bends



a stainless technologies company

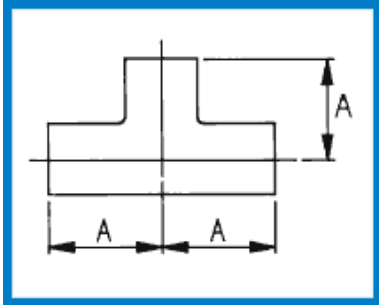


DT24 - Outlet Loop C/C/C (DT-4.1.1-8) ✓ ASME BPE

Size (ins)	Part Code	A (mm)	B (mm)	C (mm)
1.0 x 0.5	OL1005CCC	76.2	88.9	31.7
1.0 x 0.75	OL1007CCC	76.2	88.9	31.7
1.5 x 0.5	OL1505CCC	114.3	127.0	38.1
1.5 x 0.75	OL1507CCC	114.3	127.0	38.1
1.5 x 1.0	OL1510CCC	114.3	127.0	38.1
2.0 x 0.5	OL2005CCC	152.4	139.7	44.5
2.0 x 0.75	OL2007CCC	152.4	139.7	44.5
2.0 x 1.0	OL2010CCC	152.4	139.7	50.8
2.0 x 1.5	OL2015CCC	152.4	139.7	44.5
2.5 x 0.5	OL2505CCC	190.5	158.8	50.8
2.5 x 0.75	OL2507CCC	190.5	158.8	50.8
2.5 x 1.0	OL2510CCC	190.5	158.8	55.5
2.5 x 1.5	OL2515CCC	190.5	158.8	50.8
2.5 x 2.0	OL2520CCC	190.5	158.8	60.3
3.0 x 0.5	OL3005CCC	228.6	177.8	57.2
3.0 x 0.75	OL3007CCC	228.6	177.8	57.2
3.0 x 1.0	OL3010CCC	228.6	177.8	63.5
3.0 x 1.5	OL3015CCC	228.6	177.8	58.7
3.0 x 2.0	OL3020CCC	228.6	177.8	57.2
3.0 x 2.5	OL3025CCC	228.6	177.8	66.7
4.0 x 0.5	OL4005CCC	304.8	231.8	69.8
4.0 x 0.75	OL4007CCC	304.8	231.8	69.8
4.0 x 1.0	OL4010CCC	304.8	231.8	77.8
4.0 x 1.5	OL4015CCC	304.8	231.8	74.6
4.0 x 2.0	OL4020CCC	304.8	231.8	69.8
4.0 x 2.5	OL4025CCC	304.8	231.8	79.4
4.0 x 3.0	OL4030CCC	304.8	231.8	79.4

** Dimension C is in addition to the ASME BPE Specification

Biobore Tees

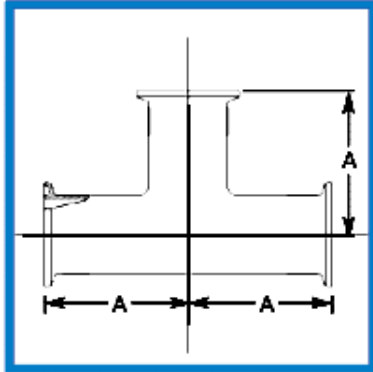


DT9 - Equal Tee W/W/W (DT-4.1.2-1) ✓ ASME BPE

Size (ins)	Part Code	A (mm)
0.25	ET02WWW	44.5
0.375	ET04WWW	44.5
0.5	ET05WWW	47.6
0.75	ET07WWW	50.8
1.0	ET10WWW	54.0
1.5	ET15WWW	60.3
2.0	ET20WWW	73.0
2.5	ET25WWW	79.4
3.0	ET30WWW	85.7
4.0	ET40WWW	104.8
6.0	ET60WWW	142.9

Stainless Fittings. Tipton Road, Dudley, West Midlands DY1 4SQ
Tel: +44 (0)121 557 1188 | Fax: +44 (0)121 557 6035
E-mail: stainlessfittings@sfluk.co.uk www.sfluk.co.uk

Biobore Tees

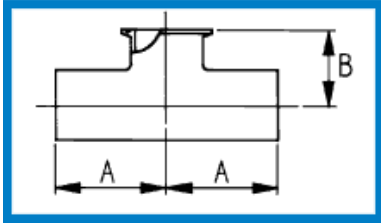


DT18 - Equal Tee C/C/C (DT-4.1.2-4) ✓ ASME BPE

Size (ins)	Part Code	A (mm)
0.25	ET02CCC	57.2
0.375	ET04CCC	57.2
0.5	ET05CCC	57.2
0.75	ET07CCC	60.3
1.0	ET10CCC	66.7
1.5	ET15CCC	73.0
2.0	ET20CCC	85.7
2.5	ET25CCC	92.1
3.0	ET30CCC	98.4
4.0	ET40CCC	120.7
6.0	ET60CCC	181.0

Stainless Fittings. Tipton Road, Dudley, West Midlands DY1 4SQ
Tel: +44 (0)121 557 1188 | Fax: +44 (0)121 557 6035
E-mail: stainlessfittings@sfluk.co.uk www.sfluk.co.uk

Biobore Tees

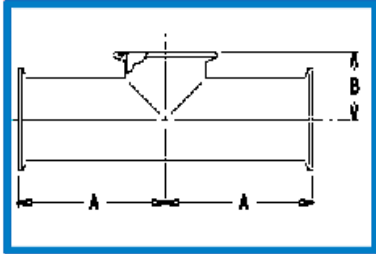


DT15 - Eq Short Outlet Tee W/W/C (DT-4.1.2-2) ✓ ASME BPE

Size (ins)	Part Code	A (mm)	B (mm)
0.25	ES0T02WWC	44.5	25.4
0.375	ES0T04WWC	44.5	25.4
0.5	ES0T05WWC	47.6	25.4
0.75	ES0T07WWC	50.8	28.6
1.0	ES0T10WWC	54.0	28.6
1.5	ES0T15WWC	60.3	34.9
2.0	ES0T20WWC	73.0	41.3
2.5	ES0T25WWC	79.4	47.6
3.0	ES0T30WWC	85.7	54.0
4.0	ES0T40WWC	104.8	69.9
6.0	ES0T60WWC	142.9	117.5

Stainless Fittings. Tipton Road, Dudley, West Midlands DY1 4SQ
Tel: +44 (0)121 557 1188 | Fax: +44 (0)121 557 6035
E-mail: stainlessfittings@sfluk.co.uk www.sfluk.co.uk

Biobore Tees

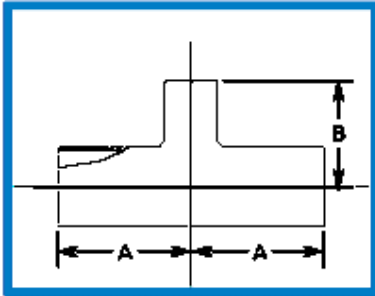


DT27 - Eq Short Outlet Tee C/C/C (DT-4.1.2-5) ✓ ASME BPE

Size (ins)	Part Code	A (mm)	B (mm)
0.5	ES0T05CCC	57.2	25.4
0.75	ES0T07CCC	60.3	28.6
1.0	ES0T10CCC	66.7	28.6
1.5	ES0T15CCC	73.0	34.9
2.0	ES0T20CCC	85.7	41.3
2.5	ES0T25CCC	92.1	47.6
3.0	ES0T30CCC	98.4	54.0
4.0	ES0T40CCC	120.7	69.9
6.0	ES0T60CCC	181.0	117.5

Stainless Fittings. Tipton Road, Dudley, West Midlands DY1 4SQ
Tel: +44 (0)121 557 1188 | Fax: +44 (0)121 557 6035
E-mail: stainlessfittings@sfluk.co.uk www.sfluk.co.uk

Biobore Tees



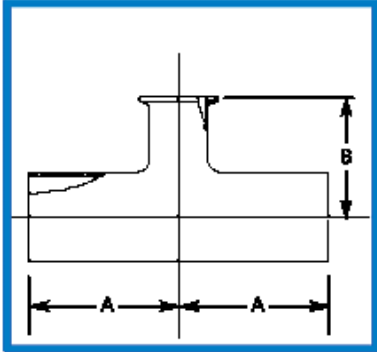
DT10 - Reducing Tee W/W/W (DT-4.1.2-6) ✓ ASME BPE

Size (ins)	Part Code	A (mm)	B (mm)
0.375 x 0.25	RT0402WWW	44.5	44.5
0.50 x 0.25	RT0502WWW	47.6	47.6
0.50 x 0.375	RT0504WWW	47.6	47.6
0.75 x 0.25	RT0702WWW	50.8	50.8
0.75 x 0.375	RT0704WWW	50.8	50.8
0.75 x 0.50	RT0705WWW	50.8	50.8
1.0 x 0.25	RT1002WWW	54.0	54.0
1.0 x 0.375	RT1004WWW	54.0	54.0
1.0 x 0.5	RT1005WWW	54.0	54.0
1.0 x 0.75	RT1007WWW	54.0	54.0
1.5 x 0.5	RT1505WWW	60.3	60.3
1.5 x 0.75	RT1507WWW	60.3	60.3
1.5 x 1.0	RT1510WWW	60.3	60.3
2.0 x 0.5	RT2005WWW	73.0	66.7
2.0 x 0.75	RT2007WWW	73.0	66.7
2.0 x 1.0	RT2010WWW	73.0	66.7
2.0 x 1.5	RT2015WWW	73.0	66.7
2.5 x 0.5	RT2505WWW	79.4	73.0
2.5 x 0.75	RT2507WWW	79.4	73.0
2.5 x 1.0	RT2510WWW	79.4	73.0
2.5 x 1.5	RT2515WWW	79.4	73.0
2.5 x 2.0	RT2520WWW	79.4	73.0
3.0 x 0.5	RT3005WWW	85.7	79.4
3.0 x 0.75	RT3007WWW	85.7	79.4
3.0 x 1.0	RT3010WWW	85.7	79.4
3.0 x 1.5	RT3015WWW	85.7	79.4
3.0 x 2.0	RT3020WWW	85.7	79.4
3.0 x 2.5	RT3025WWW	85.7	79.4
4.0 x 0.5	RT4005WWW	104.8	92.1
4.0 x 0.75	RT4007WWW	104.8	92.1
4.0 x 1.0	RT4010WWW	104.8	92.1

4.0 x 1.5	RT4015WWW	104.8	92.1
4.0 x 2.0	RT4020WWW	104.8	98.4
4.0 x 2.5	RT4025WWW	104.8	98.4
4.0 x 3.0	RT4030WWW	104.8	98.4
6.0 x 3.0	RT6030WWW	142.9	123.8
6.0 x 4.0	RT6040WWW	142.9	130.2

Stainless Fittings. Tipton Road, Dudley, West Midlands DY1 4SQ
Tel: +44 (0)121 557 1188 | Fax: +44 (0)121 557 6035
E-mail: stainlessfittings@sfluk.co.uk www.sfluk.co.uk

Biobore Tees



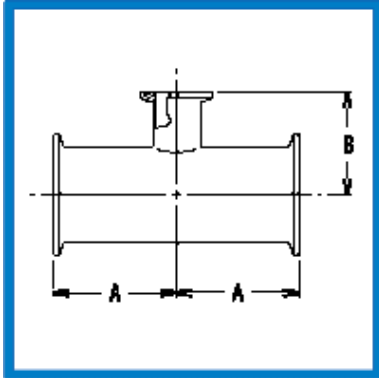
DT14 - Red Short Outlet Tee W/W/C (DT-4.1.2-7) ✓ ASME BPE

Size (ins)	Part Code	A (mm)	B (mm)
0.375 x 0.25	RSOT0402WWC	44.5	25.4
0.50 x 0.25	RSOT0502WWC	47.6	25.4
0.50 x 0.375	RSOT0504WWC	47.6	25.4
0.75 x 0.25	RSOT0702WWC	50.8	25.4
0.75 x 0.375	RSOT0704WWC	50.8	25.4
0.75 x 0.50	RSOT0705WWC	50.8	25.4
1.0 x 0.25	RSOT1002WWC	54.0	28.6
1.0 x 0.375	RSOT1004WWC	54.0	28.6
1.0 x 0.5	RSOT1005WWC	54.0	28.6
1.0 x 0.75	RSOT1007WWC	54.0	28.6
1.5 x 0.5	RSOT1505WWC	60.3	34.9
1.5 x 0.75	RSOT1507WWC	60.3	34.9
1.5 x 1.0	RSOT1510WWC	60.3	34.9
2.0 x 0.5	RSOT2005WWC	73.0	41.3
2.0 x 0.75	RSOT2007WWC	73.0	41.3
2.0 x 1.0	RSOT2010WWC	73.0	41.3
2.0 x 1.5	RSOT2015WWC	73.0	41.3
2.5 x 0.5	RSOT2505WWC	79.4	47.6
2.5 x 0.75	RSOT2507WWC	79.4	47.6
2.5 x 1.0	RSOT2510WWC	79.4	47.6
2.5 x 1.5	RSOT2515WWC	79.4	47.6
2.5 x 2.0	RSOT2520WWC	79.4	47.6
3.0 x 0.5	RSOT3005WWC	85.7	54.0
3.0 x 0.75	RSOT3007WWC	85.7	54.0
3.0 x 1.0	RSOT3010WWC	85.7	54.0
3.0 x 1.5	RSOT3015WWC	85.7	54.0
3.0 x 2.0	RSOT3020WWC	85.7	54.0
3.0 x 2.5	RSOT3025WWC	85.7	54.0
4.0 x 0.5	RSOT4005WWC	104.8	66.7
4.0 x 0.75	RSOT4007WWC	104.8	66.7

4.0 x 1.0	RSOT4010WWC	104.8	66.7
4.0 x 1.5	RSOT4015WWC	104.8	66.7
4.0 x 2.0	RSOT4020WWC	104.8	66.7
4.0 x 2.5	RSOT4025WWC	104.8	66.7
4.0 x 3.0	RSOT4030WWC	104.8	66.7
6.0 x 0.5	RSOT6005WWC	142.9	92.1
6.0 x 0.75	RSOT6007WWC	142.9	92.1
6.0 x 1.0	RSOT6010WWC	142.9	92.1
6.0 x 1.5	RSOT6015WWC	142.9	92.1
6.0 x 2.0	RSOT6020WWC	142.9	92.1
6.0 x 2.5	RSOT6025WWC	142.9	92.1
6.0 x 3.0	RSOT6030WWC	142.9	92.1
6.0 x 4.0	RSOT6040WWC	142.9	95.3

Stainless Fittings. Tipton Road, Dudley, West Midlands DY1 4SQ
Tel: +44 (0)121 557 1188 | Fax: +44 (0)121 557 6035
E-mail: stainlessfittings@sfluk.co.uk **www.sfluk.co.uk**

Biobore Tees



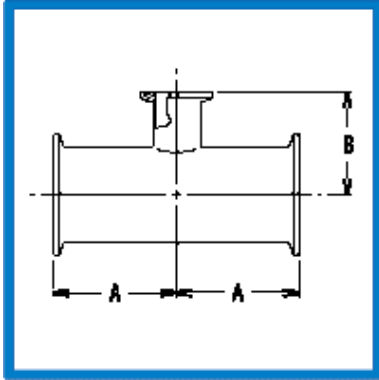
DT19 - Reducing Tee C/C/C (DT-4.1.2-8) ✓ ASME BPE

Size (ins)	Part Code	A (mm)	B (mm)
0.375 x 0.25	RT0402CCC	57.2	57.2
0.50 x 0.25	RT0502CCC	60.3	60.3
0.50 x 0.375	RT0504CCC	60.3	60.3
0.75 x 0.25	RT0702CCC	63.5	63.5
0.75 x 0.375	RT0704CCC	63.5	63.5
0.75 x 0.50	RT0705CCC	63.5	63.5
1.0 x 0.25	RT1002CCC	66.7	66.7
1.0 x 0.375	RT1004CCC	66.7	66.7
1.0 x 0.5	RT1005CCC	66.7	66.7
1.0 x 0.75	RT1007CCC	66.7	66.7
1.5 x 0.5	RT1505CCC	73.0	73.0
1.5 x 0.75	RT1507CCC	73.0	73.0
1.5 x 1.0	RT1510CCC	73.0	73.0
2.0 x 0.5	RT2005CCC	85.7	79.4
2.0 x 0.75	RT2007CCC	85.7	79.4
2.0 x 1.0	RT2010CCC	85.7	79.4
2.0 x 1.5	RT2015CCC	85.7	79.4
2.5 x 0.5	RT2505CCC	92.1	85.7
2.5 x 0.75	RT2507CCC	92.1	85.7
2.5 x 1.0	RT2510CCC	92.1	85.7
2.5 x 1.5	RT2515CCC	92.1	85.7
2.5 x 2.0	RT2520CCC	92.1	85.7
3.0 x 0.5	RT3005CCC	98.4	92.1
3.0 x 0.75	RT3007CCC	98.4	92.1
3.0 x 1.0	RT3010CCC	98.4	92.1
3.0 x 1.5	RT3015CCC	98.4	92.1
3.0 x 2.0	RT3020CCC	98.4	92.1
3.0 x 2.5	RT3025CCC	98.4	92.1
4.0 x 0.5	RT4005CCC	120.7	104.8

4.0 x 0.75	RT4007CCC	120.7	104.8
4.0 x 1.0	RT4010CCC	120.7	104.8
4.0 x 1.5	RT4015CCC	120.7	104.8
4.0 x 2.0	RT4020CCC	120.7	111.1
4.0 x 2.5	RT4025CCC	120.7	111.1
4.0 x 3.0	RT4030CCC	120.7	111.1
6.0 x 3.0	RT6030CCC	181.0	136.5
6.0 x 4.0	RT6040CCC	181.0	146.1

Stainless Fittings. Tipton Road, Dudley, West Midlands DY1 4SQ
Tel: +44 (0)121 557 1188 | Fax: +44 (0)121 557 6035
E-mail: stainlessfittings@sfluk.co.uk www.sfluk.co.uk

Biobore Tees



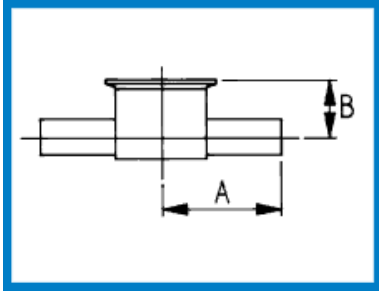
DT20 - Red Short Outlet Tee C/C/C (DT-4.1.2-9) ✓ ASME BPE

Size (ins)	Part Code	A (mm)	B (mm)
0.375 x 0.25	RSOT0402CCC	57.2	25.4
0.50 x 0.25	RSOT0502CCC	60.3	25.4
0.50 x 0.375	RSOT0504CCC	60.3	25.4
0.75 x 0.25	RSOT0702CCC	63.5	25.4
0.75 x 0.375	RSOT0704CCC	63.5	25.4
0.75 x 0.50	RSOT0705CCC	63.5	25.4
1.0 x 0.25	RSOT1002CCC	66.7	28.6
1.0 x 0.375	RSOT1004CCC	66.7	28.6
1.0 x 0.5	RSOT1005CCC	66.7	28.6
1.0 x 0.75	RSOT1007CCC	66.7	28.6
1.5 x 0.5	RSOT1505CCC	73.0	34.9
1.5 x 0.75	RSOT1507CCC	73.0	34.9
1.5 x 1.0	RSOT1510CCC	73.0	34.9
2.0 x 0.5	RSOT2005CCC	85.7	41.3
2.0 x 0.75	RSOT2007CCC	85.7	41.3
2.0 x 1.0	RSOT2010CCC	85.7	41.3
2.0 x 1.5	RSOT2015CCC	85.7	41.3
2.5 x 0.5	RSOT2505CCC	92.1	47.6
2.5 x 0.75	RSOT2507CCC	92.1	47.6
2.5 x 1.0	RSOT2510CCC	92.1	47.6
2.5 x 1.5	RSOT2515CCC	92.1	47.6
2.5 x 2.0	RSOT2520CCC	92.1	47.6
3.0 x 0.5	RSOT3005CCC	98.4	54.0
3.0 x 0.75	RSOT3007CCC	98.4	54.0
3.0 x 1.0	RSOT3010CCC	98.4	54.0
3.0 x 1.5	RSOT3015CCC	98.4	54.0
3.0 x 2.0	RSOT3020CCC	98.4	54.0
3.0 x 2.5	RSOT3025CCC	98.4	54.0
4.0 x 0.5	RSOT4005CCC	120.7	66.7

4.0 x 0.75	RSOT4007CCC	120.7	66.7
4.0 x 1.0	RSOT4010CCC	120.7	66.7
4.0 x 1.5	RSOT4015CCC	120.7	66.7
4.0 x 2.0	RSOT4020CCC	120.7	66.7
4.0 x 2.5	RSOT4025CCC	120.7	66.7
4.0 x 3.0	RSOT4030CCC	120.7	66.7
6.0 x 4.0	RSOT6040CCC	181.0	95.3

Stainless Fittings. Tipton Road, Dudley, West Midlands DY1 4SQ
Tel: +44 (0)121 557 1188 | Fax: +44 (0)121 557 6035
E-mail: stainlessfittings@sfluk.co.uk **www.sfluk.co.uk**

Biobore Tees

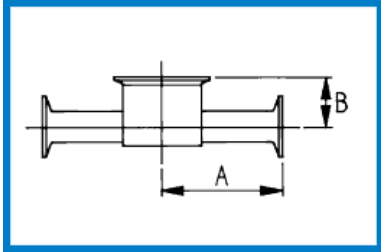


DT28 - Instrument Tee W/W/C (DT-4.1.2-10) ✓ ASME BPE

Size (ins)	Part Code	A (mm)	B (mm)
1.0 x 0.5	IT1005WWC	63.5	22.2
1.0 x 0.75	IT1007WWC	63.5	25.4
1.5 x 0.5	IT1505WWC	63.5	22.2
1.5 x 0.75	IT1507WWC	63.5	25.4
1.5 x 1.0	IT1510WWC	63.5	28.6
2.0 x 0.5	IT2005WWC	69.8	25.4
2.0 x 0.75	IT2007WWC	69.8	28.6
2.0 x 1.0	IT2010WWC	69.8	31.8
2.0 x 1.5	IT2015WWC	69.8	38.1
2.5 x 0.5	IT2505WWC	85.0	35.0
2.5 x 0.75	IT2507WWC	85.0	38.1
2.5 x 1.0	IT2510WWC	85.0	41.3
2.5 x 1.5	IT2515WWC	85.0	44.5
2.5 x 2.0	IT2520WWC	85.0	48.0
3.0 x 0.5	IT3005WWC	90.0	38.1
3.0 x 0.75	IT3007WWC	90.0	41.3
3.0 x 1.0	IT3010WWC	90.0	44.5
3.0 x 1.5	IT3015WWC	90.0	48.0
3.0 x 2.0	IT3020WWC	90.0	50.8
3.0 x 2.5	IT3025WWC	90.0	54.0
4.0 x 0.5	IT4005WWC	110.0	79.4
4.0 x 0.75	IT4007WWC	110.0	82.6
4.0 x 1.0	IT4010WWC	110.0	85.7
4.0 x 1.5	IT4015WWC	110.0	88.9
4.0 x 2.0	IT4020WWC	110.0	95.2
4.0 x 2.5	IT4025WWC	110.0	98.4
4.0 x 3.0	IT4030WWC	110.0	101.6

**Items in RED are not covered under ASME BPE

Biobore Tees

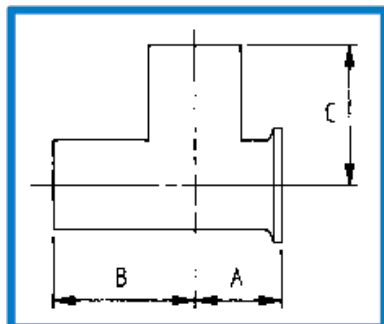


DT29 - Instrument Tee C/C/C (DT-4.1.2-11) ✓ ASME BPE

Size (ins)	Part Code	A (mm)	B (mm)
1.0 x 0.5	IT1005CCC	77.0	22.2
1.0 x 0.75	IT1007CCC	77.0	25.4
1.5 x 0.5	IT1505CCC	76.2	22.2
1.5 x 0.75	IT1507CCC	76.2	25.4
1.5 x 1.0	IT1510CCC	76.2	28.6
2.0 x 0.5	IT2005CCC	82.6	25.4
2.0 x 0.75	IT2007CCC	82.6	28.6
2.0 x 1.0	IT2010CCC	82.6	31.8
2.0 x 1.5	IT2015CCC	82.6	38.1
2.5 x 0.5	IT2505CCC	97.0	35.0
2.5 x 0.75	IT2507CCC	97.0	38.1
2.5 x 1.0	IT2510CCC	97.0	41.3
2.5 x 1.5	IT2515CCC	97.0	44.5
2.5 x 2.0	IT2520CCC	97.0	48.0
3.0 x 0.5	IT3005CCC	102.0	38.1
3.0 x 0.75	IT3007CCC	102.0	41.3
3.0 x 1.0	IT3010CCC	102.0	44.5
3.0 x 1.5	IT3015CCC	102.0	48.0
3.0 x 2.0	IT3020CCC	102.0	50.8
3.0 x 2.5	IT3025CCC	102.0	54.0
4.0 x 0.5	IT4005CCC	122.0	79.4
4.0 x 0.75	IT4007CCC	122.0	82.6
4.0 x 1.0	IT4010CCC	122.0	85.7
4.0 x 1.5	IT4015CCC	122.0	88.9
4.0 x 2.0	IT4020CCC	122.0	95.2
4.0 x 2.5	IT4025CCC	122.0	98.4
4.0 x 3.0	IT4030CCC	122.0	101.6

****Items in RED are not covered under ASME BPE**

Biobore Tees



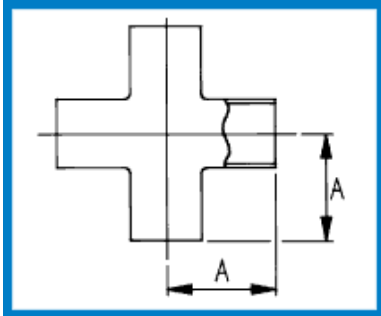
DT25 - Short Out Run Tee W/W/C (DT-4.1.2-3) ✓ ASME BPE

Size (ins)

	Part Code	A (mm)	B (mm)	C (mm)
0.25	SORT02WWC	22.4	44.5	44.5
0.375	SORT04WWC	22.4	44.5	44.5
0.5	SORT05WWC	22.4	47.6	47.6
0.75	SORT07WWC	25.4	50.8	50.8
1.0	SORT10WWC	28.6	54.0	54.0
1.5	SORT15WWC	34.9	60.3	60.3
2.0	SORT20WWC	41.3	73.0	73.0
2.5	SORT25WWC	47.6	79.4	79.4
3.0	SORT30WWC	54.0	85.7	85.7
4.0	SORT40WWC	69.9	104.8	104.8
6.0	SORT60WWC	117.5	142.9	142.9

Stainless Fittings. Tipton Road, Dudley, West Midlands DY1 4SQ
Tel: +44 (0)121 557 1188 | Fax: +44 (0)121 557 6035
E-mail: stainlessfittings@sfluk.co.uk www.sfluk.co.uk

Biobore Tees

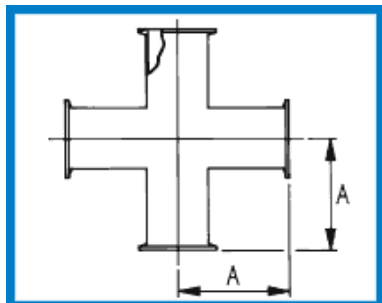


DT9 - Equal Cross W/W/W/W (DT-4.1.2-1) ✓ ASME BPE

Size (ins)	Part Code	A (mm)
0.25	EC02WWWW	44.5
0.375	EC04WWWW	44.5
0.5	EC05WWWW	47.6
0.75	EC07WWWW	50.8
1.0	EC10WWWW	54.0
1.5	EC15WWWW	60.3
2.0	EC20WWWW	73.0
2.5	EC25WWWW	79.4
3.0	EC30WWWW	85.7
4.0	EC40WWWW	104.8
6.0	EC60WWWW	142.9

Stainless Fittings. Tipton Road, Dudley, West Midlands DY1 4SQ
Tel: +44 (0)121 557 1188 | Fax: +44 (0)121 557 6035
E-mail: stainlessfittings@sfluk.co.uk www.sfluk.co.uk

Biobore Tees



DT18 - Equal Cross C/C/C/C (DT-4.1.2-4) ✓ ASME BPE

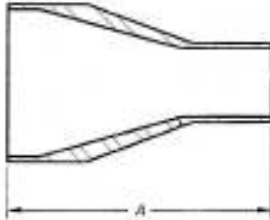
Size (ins)	Part Code	A (mm)
0.25	EC02CCCC	57.2
0.375	EC04CCCC	57.2
0.5	EC05CCCC	57.2
0.75	EC07CCCC	60.3
1.0	EC10CCCC	66.7
1.5	EC15CCCC	73.0
2.0	EC20CCCC	85.7
2.5	EC25CCCC	92.1
3.0	EC30CCCC	98.4
4.0	EC40CCCC	120.7
6.0	EC60CCCC	181.0

Stainless Fittings. Tipton Road, Dudley, West Midlands DY1 4SQ
Tel: +44 (0)121 557 1188 | Fax: +44 (0)121 557 6035
E-mail: stainlessfittings@sfluk.co.uk www.sfluk.co.uk

Biobore Reducers



a  stainless technologies company



DT4.1.3-1 - Concentric Reducers W/W ✓ ASME BPE

Size	Part Code	Overall Length (mm)
0.75" x 0.50"	CR0705WWSTDT4.1.3-1	53.98mm
1.00" x 0.50"	CR1005WWSTDT4.1.3-1	63.50mm
1.00" x 0.75"	CR1007WWSTDT4.1.3-1	53.98mm
1.50" x 0.75"	CR1507WWSTDT4.1.3-1	76.20mm
1.50" x 1.00"	CR1510WWSTDT4.1.3-1	63.50mm
2.00" x 1.00"	CR2010WWSTDT4.1.3-1	85.73mm
2.00" x 1.50"	CR2015WWSTDT4.1.3-1	63.50mm
2.50" x 1.50"	CR2515WWSTDT4.1.3-1	85.73mm
2.50" x 2.00"	CR2520WWSTDT4.1.3-1	63.50mm
3.00" x 1.50"	CR3015WWSTDT4.1.3-1	107.95mm
3.00" x 2.00"	CR3020WWSTDT4.1.3-1	85.73mm
3.00" x 2.50"	CR3025WWSTDT4.1.3-1	66.68mm
4.00" x 2.00"	CR4020WWSTDT4.1.3-1	130.18mm
4.00" x 2.50"	CR4025WWSTDT4.1.3-1	107.95mm
4.00" x 3.00"	CR4030WWSTDT4.1.3-1	98.43mm

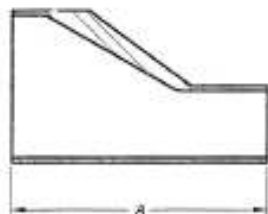
**Please note that other sizes are available upon request - please enquire with your Sales Contact for more information
**

Stainless Fittings. Tipton Road, Dudley, West Midlands DY1 4SQ
Tel: +44 (0)121 557 1188 | Fax: +44 (0)121 557 6035
E-mail: stainlessfittings@sfluk.co.uk www.sfluk.co.uk

Biobore Reducers



a  stainless **technologies** company



DT4.1.3-1 - Eccentric Reducers W/W ✓ ASME BPE

Size	Part Code	Overall Length (mm)
0.75" x 0.50"	ER0705WWSTDT4.1.3-1	53.98mm
1.00" x 0.50"	ER1005WWSTDT4.1.3-1	63.50mm
1.00" x 0.75"	ER1007WWSTDT4.1.3-1	53.98mm
1.50" x 0.75"	ER1507WWSTDT4.1.3-1	76.20mm
1.50" x 1.00"	ER1510WWSTDT4.1.3-1	63.50mm
2.00" x 1.00"	ER2010WWSTDT4.1.3-1	85.73mm
2.00" x 1.50"	ER2015WWSTDT4.1.3-1	63.50mm
2.50" x 1.50"	ER2515WWSTDT4.1.3-1	85.73mm
2.50" x 2.00"	ER2520WWSTDT4.1.3-1	63.50mm
3.00" x 1.50"	ER3015WWSTDT4.1.3-1	107.95mm
3.00" x 2.00"	ER3020WWSTDT4.1.3-1	85.73mm
3.00" x 2.50"	ER3025WWSTDT4.1.3-1	66.68mm
4.00" x 2.00"	ER4020WWSTDT4.1.3-1	130.18mm
4.00" x 2.50"	ER4025WWSTDT4.1.3-1	107.95mm
4.00" x 3.00"	ER4030WWSTDT4.1.3-1	98.43mm

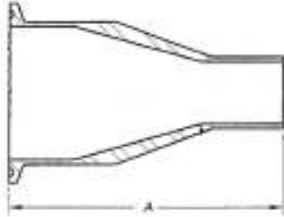
** Please note that other sizes are available upon request - please enquire with your Sales Contact for more information
**

Stainless Fittings. Tipton Road, Dudley, West Midlands DY1 4SQ
Tel: +44 (0)121 557 1188 | Fax: +44 (0)121 557 6035
E-mail: stainlessfittings@sfluk.co.uk www.sfluk.co.uk

Biobore Reducers



a  stainless technologies company



DT4.1.3-2 - Concentric Reducers C/W ✓ ASME BPE

Size	Part Code	Overall Length (mm)
0.75" x 0.50"	CR0705CWSTDT4.1.3-2	66.72mm
1.00" x 0.50"	CR1005CWSTDT4.1.3-2	76.20mm
1.00" x 0.75"	CR1007CWSTDT4.1.3-2	66.72mm
1.50" x 0.75"	CR1507CWSTDT4.1.3-2	88.90mm
1.50" x 1.00"	CR1510CWSTDT4.1.3-2	76.20mm
2.00" x 1.00"	CR2010CWSTDT4.1.3-2	98.43mm
2.00" x 1.50"	CR2015CWSTDT4.1.3-2	76.20mm
2.50" x 1.50"	CR2515CWSTDT4.1.3-2	98.43mm
2.50" x 2.00"	CR2520CWSTDT4.1.3-2	76.20mm
3.00" x 1.50"	CR3015CWSTDT4.1.3-2	120.65mm
3.00" x 2.00"	CR3020CWSTDT4.1.3-2	98.43mm
3.00" x 2.50"	CR3025CWSTDT4.1.3-2	79.38mm
4.00" x 2.00"	CR4020CWSTDT4.1.3-2	146.05mm
4.00" x 2.50"	CR4025CWSTDT4.1.3-2	123.83mm
4.00" x 3.00"	CR4030CWSTDT4.1.3-2	114.30mm

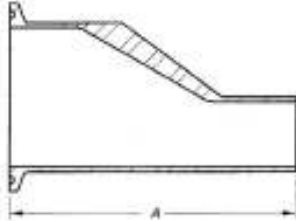
** Please note that other sizes are available upon request - Please speak to your Sales Contact for more information **

Stainless Fittings. Tipton Road, Dudley, West Midlands DY1 4SQ
Tel: +44 (0)121 557 1188 | Fax: +44 (0)121 557 6035
E-mail: stainlessfittings@sfluk.co.uk www.sfluk.co.uk

Biobore Reducers



a  stainless technologies company



DT4.1.3-2 - Eccentric Reducers C/W ✓ ASME BPE

Size	Part Code	Overall Length (mm)
0.75" x 0.50"	ER0705CWSTDT4.1.1-2	66.72mm
1.00" x 0.50"	ER1005CWSTDT4.1.1-2	76.20mm
1.00" x 0.75"	ER1007CWSTDT4.1.1-2	66.72mm
1.50" x 0.75"	ER1507CWSTDT4.1.1-2	88.90mm
1.50" x 1.00"	ER1510CWSTDT4.1.1-2	76.20mm
2.00" x 1.00"	ER2010CWSTDT4.1.1-2	98.43mm
2.00" x 1.50"	ER2015CWSTDT4.1.1-2	76.20mm
2.50" x 1.50"	ER2515CWSTDT4.1.1-2	98.43mm
2.50" x 2.00"	ER2520CWSTDT4.1.1-2	76.20mm
3.00" x 1.50"	ER3015CWSTDT4.1.1-2	120.65mm
3.00" x 2.00"	ER3020CWSTDT4.1.1-2	98.43mm
3.00" x 2.50"	ER3025CWSTDT4.1.1-2	79.38mm
4.00" x 2.00"	ER4020CWSTDT4.1.1-2	146.05mm
4.00" x 2.50"	ER4025CWSTDT4.1.1-2	123.83mm
4.00" x 3.00"	ER4030CWSTDT4.1.1-2	114.30mm

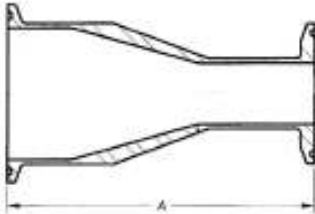
** Please note that other sizes are available upon request - please speak to your Sales Contact for more information **

Stainless Fittings. Tipton Road, Dudley, West Midlands DY1 4SQ
 Tel: +44 (0)121 557 1188 | Fax: +44 (0)121 557 6035
 E-mail: stainlessfittings@sfluk.co.uk www.sfluk.co.uk

Biobore Reducers



a  stainless technologies company



DT4.1.3-3 - Concentric Reducers C/C ✓ ASME BPE

Size	Part code	Overall Length (mm)
0.75" x 0.50"	CR0705CCSTDT4.1.3-3	79.38mm
1.00" x 0.50"	CR1005CCSTDT4.1.3-3	88.90mm
1.00" x 0.75"	CR1007CCSTDT4.1.3-3	79.38mm
1.50" x 0.75"	CR1507CCSTDT4.1.3-3	101.60mm
1.50" x 1.00"	CR1510CCSTDT4.1.3-3	88.90mm
2.00" x 1.00"	CR2010CCSTDT4.1.3-3	111.13mm
2.00" x 1.50"	CR2015CCSTDT4.1.3-3	88.90mm
2.50" x 1.50"	CR2515CCSTDT4.1.3-3	111.13mm
2.50" x 2.00"	CR2520CCSTDT4.1.3-3	88.90mm
3.00" x 1.50"	CR3015CCSTDT4.1.3-3	133.35mm
3.00" x 2.00"	CR3020CCSTDT4.1.3-3	111.13mm
3.00" x 2.50"	CR3025CCSTDT4.1.3-3	92.08mm
4.00" x 2.00"	CR4020CCSTDT4.1.3-3	158.75mm
4.00" x 2.50"	CR4025CCSTDT4.1.3-3	136.53mm
4.00" x 3.00"	CR4030CCSTDT4.1.3-3	127.00mm

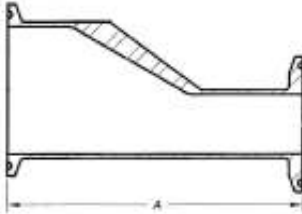
**Please note that other sizes are available upon request - Please speak to your Sales Contact for more information **

Stainless Fittings. Tipton Road, Dudley, West Midlands DY1 4SQ
 Tel: +44 (0)121 557 1188 | Fax: +44 (0)121 557 6035
 E-mail: stainlessfittings@sfluk.co.uk www.sfluk.co.uk

Biobore Reducers



a  stainless **technologies** company



DT4.1.3-3 - Eccentric Reducers C/C✓ ASME BPE

Size	Part code	Overall Length (mm)
075" x 0.50"	ER0705CCSTDT4.1.3-3	79.38mm
1.00" x 0.50"	ER1005CCSTDT4.1.3-3	88.90mm
1.00" x 0.75"	ER1007CCSTDT4.1.3-3	79.38mm
1.50" x 0.75"	ER1507CCSTDT4.1.3-3	101.60mm
1.50" x 1.00"	ER1510CCSTDT4.1.3-3	88.90mm
2.00" x 1.00"	ER2010CCSTDT4.1.3-3	111.13mm
2.00" x 1.50"	ER2015CCSTDT4.1.3-3	88.90mm
2.50" x 1.50"	ER3515CCSTDT4.1.3-3	111.13mm
2.50" x 2.00"	ER2520CCSTDT4.1.3-3	88.90mm
3.00" x 1.50"	ER3015CCSTDT4.1.3-3	133.35mm
3.00" x 2.00"	ER3020CCSTDT4.1.3-3	111.13mm
3.00" x 2.50"	ER3025CCSTDT4.1.3-3	92.08mm
4.00" x 2.00"	ER4020CCSTDT4.1.3-3	158.75mm
4.00" x 2.50"	ER4025CCSTDT4.1.3-3	136mm
4.00" x 3.00"	ER4030CCSTDT4.1.3-3	127.00mm

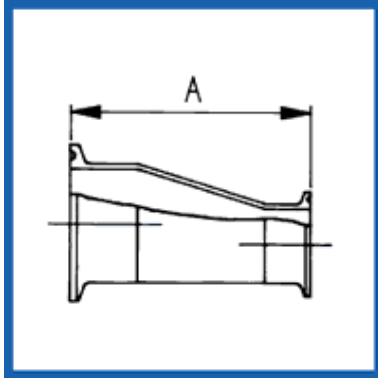
** Please note that other sizes are available upon request - please speak to your Sales Contact for more information **

Stainless Fittings. Tipton Road, Dudley, West Midlands DY1 4SQ
 Tel: +44 (0)121 557 1188 | Fax: +44 (0)121 557 6035
 E-mail: stainlessfittings@sfluk.co.uk www.sfluk.co.uk

Biobore Reducers



a  stainless **technologies** company



DT21 Eccentric Reducer C/C (BPE 2012) ✓ ASME BPE

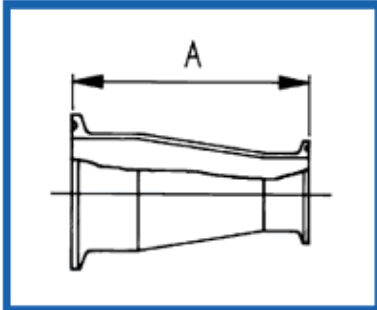
Size (ins)	Part Code	A (mm)
0.75 x 0.50	ER0705CC	50.8
1.0 x 0.5	ER1005CC	63.5
1.0 x 0.75	ER1007CC	50.8
1.5 x 0.5	ER1505CC	88.9
1.5 x 0.75	ER1507CC	76.2
1.5 x 1.0	ER1510CC	76.2
2.0 x 0.5	ER2005CC	139.7
2.0 x 0.75	ER2007CC	127.0
2.0 x 1.0	ER2010CC	127.0
2.0 x 1.5	ER2015CC	76.2
2.5 x 0.5	ER2505CC	190.5
2.5 x 0.75	ER2507CC	177.8
2.5 x 1.0	ER2510CC	177.8
2.5 x 1.5	ER2515CC	127.0
2.5 x 2.0	ER2520CC	76.2
3.0 x 1.0	ER3010CC	228.6
3.0 x 1.5	ER3015CC	177.8
3.0 x 2.0	ER3020CC	127.0
3.0 x 2.5	ER3025CC	76.2
4.0 x 1.0	ER4010CC	333.4
4.0 x 1.5	ER4015CC	282.6
4.0 x 2.0	ER4020CC	231.8
4.0 x 2.5	ER4025CC	181.0
4.0 x 3.0	ER4030CC	130.2
6.0 x 3.0	ER6030CC	193.7
6.0 x 4.0	ER6040CC	193.7

Sizes in RED are no longer covered under ASME BPE - enquire for more details

Biobore Reducers



a  company



DT21 Concentric Reducer C/C (BPE 2012) ✓

ASME BPE

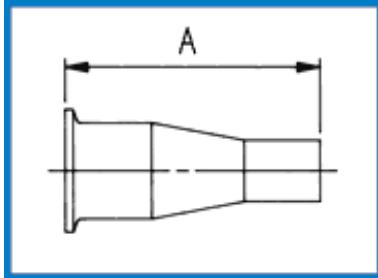
Size (ins)	Part Code	A (mm)
0.75 x 0.5	CR0705CC	50.8
1.0 x 0.5	CR1005CC	63.5
1.0 x 0.75	CR1007CC	50.8
1.5 x 0.5	CR1505CC	88.9
1.5 x 0.75	CR1507CC	76.2
1.5 x 1.0	CR1510CC	76.2
2.0 x 0.5	CR2005CC	139.7
2.0 x 0.75	CR2007CC	127.0
2.0 x 1.0	CR2010CC	127.0
2.0 x 1.5	CR2015CC	76.2
2.5 x 0.5	CR2505CC	190.5
2.5 x 0.75	CR2507CC	177.8
2.5 x 1.0	CR2510CC	177.8
2.5 x 1.5	CR2515CC	127.0
2.5 x 2.0	CR2520CC	76.2
3.0 x 1.0	CR3010CC	228.6
3.0 x 1.5	CR3015CC	177.8
3.0 x 2.0	CR3020CC	127.0
3.0 x 2.5	CR3025CC	76.2
4.0 x 1.0	CR4010CC	333.4
4.0 x 1.5	CR4015CC	282.6
4.0 x 2.0	CR4020CC	231.8
4.0 x 2.5	CR4025CC	181.0
4.0 x 3.0	CR4030CC	130.2
6.0 x 3.0	CR6030CC	190.5
6.0 x 4.0	CR6040CC	193.7

Sizes in RED are no longer covered under ASME BPE - enquire for more details

Biobore Reducers



a  stainless **technologies** company



DT26 Concentric Reducer C/W (BPE 2012) ✓ ASME BPE

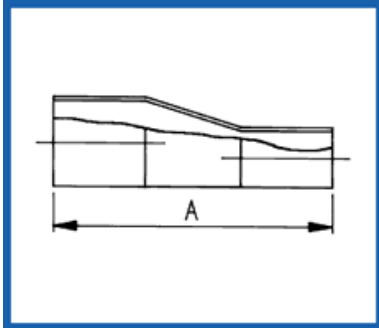
Size (ins)	Part Code	A (mm)
0.75 x 0.50	CR0705CW	76.2
1.0 x 0.5	CR1005CW	88.9
1.0 x 0.75	CR1007CW	76.2
1.5 x 0.5	CR1505CW	114.3
1.5 x 0.75	CR1507CW	101.6
1.5 x 1.0	CR1510CW	101.6
2.0 x 0.5	CR2005CW	165.1
2.0 x 0.75	CR2007CW	152.4
2.0 x 1.0	CR2010CW	152.4
2.0 x 1.5	CR2015CW	101.6
2.5 x 0.5	CR2505CW	215.9
2.5 x 0.75	CR2507CW	203.2
2.5 x 1.0	CR2510CW	203.2
2.5 x 1.5	CR2515CW	152.4
2.5 x 2.0	CR2520CW	107.9
3.0 x 1.0	CR3010CW	254.0
3.0 x 1.5	CR3015CW	203.2
3.0 x 2.0	CR3020CW	158.8
3.0 x 2.5	CR3025CW	108.0
4.0 x 1.0	CR4010CW	358.8
4.0 x 1.5	CR4015CW	308.0
4.0 x 2.0	CR4020CW	263.5
4.0 x 2.5	CR4025CW	212.7
4.0 x 3.0	CR4030CW	161.9
6.0 x 3.0	CR6030CW	228.6
6.0 x 4.0	CR6040CW	228.6

Sizes in RED are no longer covered under ASME BPE - enquire for more details

Biobore Reducers



a  stainless technologies company



DT11 Eccentric Reducer WW (BPE 2012) ✓ ASME BPE

Size (ins)	Part Code	A (mm)
0.375 x 0.25	ER0402WW	82.6
0.50 x 0.25	ER0502WW	82.6
0.50 x 0.375	ER0504WW	82.6
0.75 x 0.25	ER0702WW	82.6
0.75 x 0.375	ER0704WW	82.6
0.75 x 0.5	ER0705WW	101.6
1.0 x 0.25	ER1002WW	114.3
1.0 x 0.375	ER1004WW	114.3
1.0 x 0.5	ER1005WW	114.3
1.0 x 0.75	ER1007WW	101.6
1.5 x 0.5	ER1505WW	139.7
1.5 x 0.75	ER1507WW	127.0
1.5 x 1.0	ER1510WW	127.0
2.0 x 0.5	ER2005WW	196.9
2.0 x 0.75	ER2007WW	184.2
2.0 x 1.0	ER2010WW	184.2
2.0 x 1.5	ER2015WW	133.4
2.5 x 0.5	ER2505WW	247.7
2.5 x 0.75	ER2507WW	235.0
2.5 x 1.0	ER2510WW	235.0
2.5 x 1.5	ER2515WW	184.2
2.5 x 2.0	ER2520WW	139.7
3.0 x 1.0	ER3010WW	285.8
3.0 x 1.5	ER3015WW	235.0
3.0 x 2.0	ER3020WW	190.5
3.0 x 2.5	ER3025WW	139.7
4.0 x 1.0	ER4010WW	393.7
4.0 x 1.5	ER4015WW	342.9
4.0 x 2.0	ER4020WW	298.5
4.0 x 2.5	ER4025WW	247.7
4.0 x 3.0	ER4030WW	196.9

6.0 x 3.0	ER6030WW	247.7
6.0 x 4.0	ER6040WW	254.0

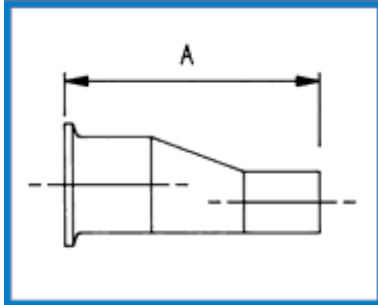
****Sizes in RED are no longer covered under ASME BPE - enquire for more details****

Stainless Fittings. Tipton Road, Dudley, West Midlands DY1 4SQ
Tel: +44 (0)121 557 1188 | Fax: +44 (0)121 557 6035
E-mail: stainlessfittings@sfluk.co.uk **www.sfluk.co.uk**

Biobore Reducers



a  company



DT26 Eccentric Reducer C/W (BPE 2012) ✓ ASME BPE

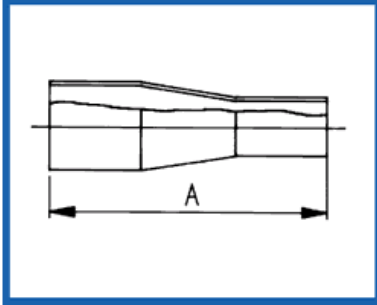
Size (ins)	Part Code	A (mm)
0.75 x 0.50	ER0705CW	76.2
1.0 x 0.5	ER1005CW	88.9
1.0 x 0.75	ER1007CW	76.2
1.5 x 0.5	ER1505CW	114.3
1.5 x 0.75	ER1507CW	101.6
1.5 x 1.0	ER1510CW	101.6
2.0 x 0.5	ER2005CW	165.1
2.0 □ 0.75	ER2007CW	152.4
2.0 x 1.0	ER2010CW	152.4
2.0 x 1.5	ER2015CW	101.6
2.5 x 0.5	ER2505CW	215.9
2.5 x 0.75	ER2507CW	203.2
2.5 x 1.0	ER2510CW	203.2
2.5 x 1.5	ER2515CW	152.4
2.5 x 2.0	ER2520CW	107.9
3.0 x 1.0	ER3010CW	254.0
3.0 x 1.5	ER3015CW	203.2
3.0 x 2.0	ER3020CW	158.8
3.0 x 2.5	ER3025CW	108.0
4.0 x 1.0	ER4010CW	358.8
4.0 x 1.5	ER4015CW	308.0
4.0 x 2.0	ER4020CW	263.5
4.0 x 2.5	ER4025CW	212.7
4.0 x 3.0	ER4030CW	161.9
6.0 x 3.0	ER6030CW	222.3
6.0 x 4.0	ER6040CW	228.6

Sizes in RED are no longer covered under ASME BPE - enquire for more details

Biobore Reducers



a  company



DT11 Concentric Reducer W/W (BPE 2012) ✓ ASME BPE

Size (ins)	Part Code	A (mm)
0.375 x 0.25	CR0402WW	82.6
0.50 x 0.25	CR0502WW	82.6
0.50 x 0.375	CR0504WW	82.6
0.75 x 0.25	CR0702WW	82.6
0.75 x 0.375	CR0704WW	82.6
0.75 x 0.5	CR0705WW	101.6
1.0 x 0.25	CR1002WW	114.3
1.0 x 0.375	CR1004WW	114.3
1.0 x 0.5	CR1005WW	114.3
1.0 x 0.75	CR1007WW	101.6
1.5 x 0.5	CR1505WW	139.7
1.5 x 0.75	CR1507WW	127.0
1.5 x 1.0	CR1510WW	127.0
2.0 x 0.5	CR2005WW	196.9
2.0 x 0.75	CR2007WW	184.2
2.0 x 1.0	CR2010WW	184.2
2.0 x 1.5	CR2015WW	133.4
2.5 x 0.5	CR2505WW	247.7
2.5 x 0.75	CR2507WW	235.0
2.5 x 1.0	CR2510WW	235.0
2.5 x 1.5	CR2515WW	184.2
2.5 x 2.0	CR2520WW	139.7
3.0 x 1.0	CR3010WW	285.8
3.0 x 1.5	CR3015WW	235.0
3.0 x 2.0	CR3020WW	190.5
3.0 x 2.5	CR3025WW	139.7
4.0 x 1.0	CR4010WW	393.7
4.0 x 1.5	CR4015WW	342.9
4.0 x 2.0	CR4020WW	298.5
4.0 x 2.5	CR4025WW	247.7
4.0 x 3.0	CR4030WW	196.9

6.0 x 3.0	CR6030WW	254.0
6.0 x 4.0	CR6040WW	254.0

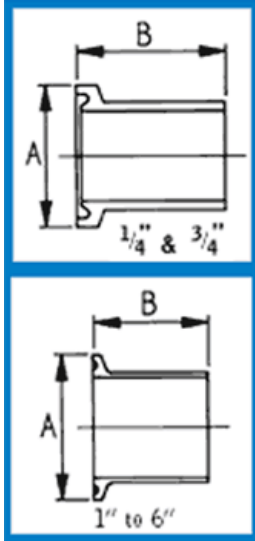
Sizes in RED are no longer covered under ASME BPE - enquire for more details

Stainless Fittings. Tipton Road, Dudley, West Midlands DY1 4SQ
Tel: +44 (0)121 557 1188 | Fax: +44 (0)121 557 6035
E-mail: stainlessfittings@sfluk.co.uk **www.sfluk.co.uk**

Biobore Ferrules



a  stainless **technologies** company



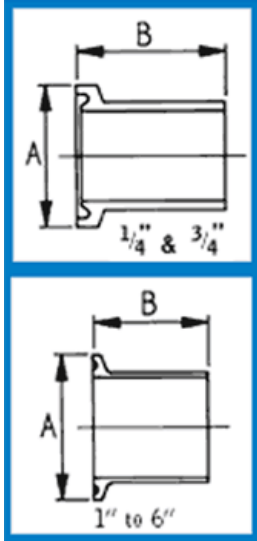
DT22A Clamp Ferrule (DT-4.1.4-1) ✓ ASME BPE

Size (ins)	Part Code	A (mm)	B (mm)
0.25	CF02TL	25.0	44.5
0.375	CF04TL	25.0	44.5
0.5	CF05TL	25.0	44.5
0.75	CF07TL	25.0	44.5
1.0	CF10TL	50.4	44.5
1.5	CF15TL	50.4	44.5
2.0	CF20TL	63.9	57.2
2.5	CF25TL	77.4	57.2
3.0	CF30TL	90.9	57.2
4.0	CF40TL	118.9	57.2
6.0	CF60TL	166.9	76.2

Biobore Ferrules



a  company



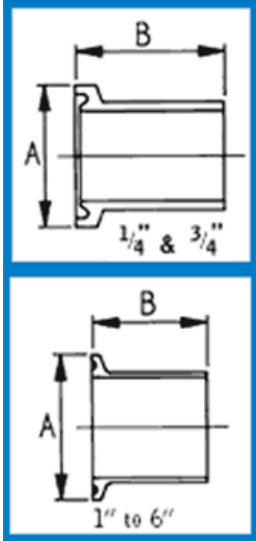
DT22B Clamp Ferrule ✓ ASME BPE

Size (ins)	Part Code	A (mm)	B (mm)
0.25	CF02TL	25.0	28.7
0.375	CF04TL	25.0	28.7
0.5	CF05TL	25.0	28.7
0.75	CF07TL	25.0	28.7
1.0	CF10TL	50.4	28.7
1.5	CF15TL	50.4	28.7
2.0	CF20TL	63.9	28.7
2.5	CF25TL	77.4	28.7
3.0	CF30TL	90.9	28.7
4.0	CF40TL	118.9	28.7
6.0	CF60TL	166.9	38.1

Biobore Ferrules



a  stainless **technologies** company



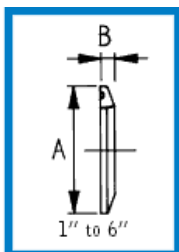
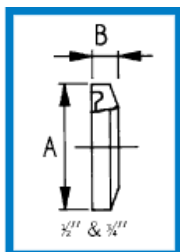
DT22C Clamp Ferrule ✓ ASME BPE

Size (ins)	Part Code	A (mm)	B (mm)
0.25	CF02TL	25.0	12.7
0.375	CF04TL	25.0	12.7
0.5	CF05TL	25.0	12.7
0.75	CF07TL	25.0	12.7
1.0	CF10TL	50.4	12.7
1.5	CF15TL	50.4	12.7
2.0	CF20TL	63.9	12.7
2.5	CF25TL	77.4	12.7
3.0	CF30TL	90.9	12.7
4.0	CF40TL	118.9	15.9
6.0	CF60TL	166.9	19.1

BIOBORE CAPS & BLANKS



a  stainless **technologies** company



Solid End Caps (Blanks) DT31 (DT-4.1.5-2) ✓ ASME BPE

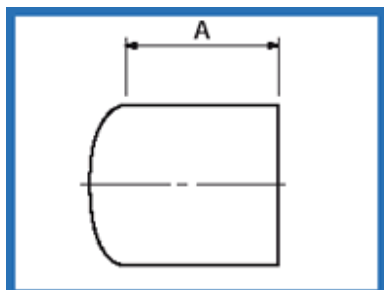
SIZE	PART #	A mm	B mm
0.5/0.75	BC07	25.0	4.7
1.0/1.5	BC15	50.4	6.4
2.0	BC20	63.9	6.4
2.5	BC25	77.4	6.4
3.0	BC30	90.9	6.4
4.0	BC40	118.9	7.9
6.0	BC60	166.9	11.1

Stainless Fittings. Tipton Road, Dudley, West Midlands DY1 4SQ
 Tel: +44 (0)121 557 1188 | Fax: +44 (0)121 557 6035
 E-mail: stainlessfittings@sfluk.co.uk www.sfluk.co.uk

BIOBORE CAPS & BLANKS



a  stainless **technologies** company

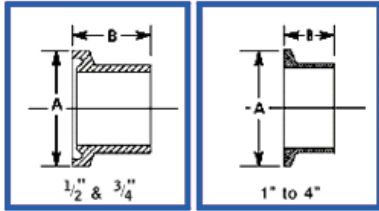


Domed End Caps DT30 (DT4.1.5-1) ✓ ASME BPE

SIZE	PART #	A (mm)
0.5	DEC 05	38.1
0.75	DEC 07	38.1
1.0	DEC 10	38.1
1.5	DEC 15	38.1
2.0	DEC 20	38.1
2.5	DEC 25	38.1
3.0	DEC 30	44.5
4.0	DEC 40	50.8
6.0	DEC 60	63.5

Stainless Fittings. Tipton Road, Dudley, West Midlands DY1 4SQ
Tel: +44 (0)121 557 1188 | Fax: +44 (0)121 557 6035
E-mail: stainlessfittings@sfluk.co.uk www.sfluk.co.uk

Non ASME BPE Products



Ferrule (K135)

Size (ins)	Part Code	A (mm)	B (mm)
0.5	K135 05	25.0	21.5
0.75	K135 07	25.0	21.5
1.0	K135 10	50.4	21.5
1.5	K135 15	50.4	21.5
2.0	K135 20	63.9	21.5
2.5	K135 25	77.4	21.5
3.0	K135 30	90.9	21.5
4.0	K135 40	118.9	21.5

Stainless Fittings. Tipton Road, Dudley, West Midlands DY1 4SQ
 Tel: +44 (0)121 557 1188 | Fax: +44 (0)121 557 6035
 E-mail: stainlessfittings@sfluk.co.uk www.sfluk.co.uk

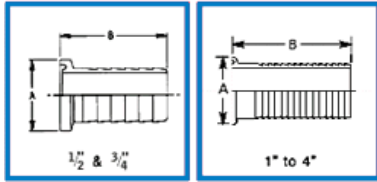
Non ASME BPE Products

Tank Ferrule

Size (ins)	Part Code	A (mm)	B (mm)	C (mm)	D (mm)
0.5	TF05H	25.0	51.0	3.60	9.5
0.75	TF07H	25.0	51.0	3.60	15.9
1.0	TF10H	50.4	63.5	6.35	22.2
1.5	TF15H	50.4	63.5	6.35	34.9
2.0	TF20H	63.9	76.2	6.35	47.6
2.5	TF25H	77.4	76.2	6.50	60.3
3.0	TF30H	90.9	101.6	6.35	73.0
4.0	TF40H	118.9	101.6	6.45	97.6
6.0	TF60H	166.9	101.6	6.50	146.9

Stainless Fittings. Tipton Road, Dudley, West Midlands DY1 4SQ
Tel: +44 (0)121 557 1188 | Fax: +44 (0)121 557 6035
E-mail: stainlessfittings@sfluk.co.uk www.sfluk.co.uk

Non ASME BPE Products

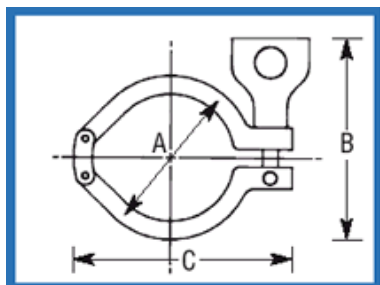


Hose Liners (K118)

0.5	K118 05	25.0	38.1
0.75	K118 07	25.0	38.1
1.0	K118 10	50.4	101.6
1.5	K118 15	50.4	101.6
2.0	K118 20	63.9	101.6
2.5	K118 25	77.4	101.6
3.0	K118 30	90.9	101.6
4.0	K118 40	118.9	110.0

Stainless Fittings. Tipton Road, Dudley, West Midlands DY1 4SQ
Tel: +44 (0)121 557 1188 | Fax: +44 (0)121 557 6035
E-mail: stainlessfittings@sfluk.co.uk www.sfluk.co.uk

Non ASME BPE Products



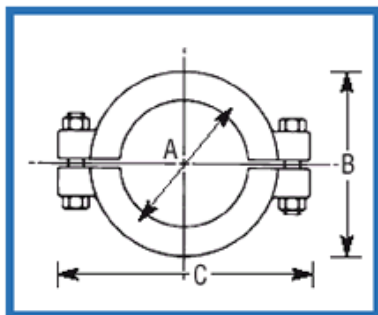
Clamps (K750)

Size (ins)	Part Code	Pressure at 20°C PSI	Pressure at 120°C PSI
0.25-0.75	K750 07 01P	600	300
1.0-1.5	K750 15 01P	500	250
2.0	K750 20 01P	450	250
2.5	K750 25 01P	400	200
3.0	K750 30 01P	350	150
4.0	K750 40 01P	200	125

Size (ins)	Part Code	A (mm)	B (mm)	C (mm)
0.25	K750 0701P	28.57	65	53
0.375	K750 0701P	28.57	65	53
0.50	K750 0701P	28.57	65	53
0.75	K750 0701P	28.57	65	53
1.00	K750 1501P	53.89	80	95
1.50	K750 1501P	53.89	80	95
2.00	K750 2001P	67.41	85	105
2.50	K750 2501P	80.89	95	125
3.00	K750 3001P	94.41	95	140
4.00	K750 4001P	122.42	125	170
6.00	K750 6001P	170.05	190	220

Stainless Fittings. Tipton Road, Dudley, West Midlands DY1 4SQ
 Tel: +44 (0)121 557 1188 | Fax: +44 (0)121 557 6035
 E-mail: stainlessfittings@sfluk.co.uk www.sfluk.co.uk

Non ASME BPE Products



Clamp - High Pressure Bolted (K753)

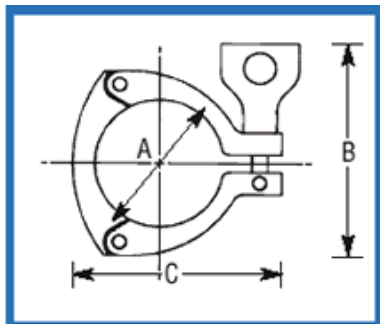
Size (ins)	Part Code	Pressure at 20°C PSI	Pressure at 120°C PSI
1.0-1.5	K753 15 01P	1500	1200
2.0	K753 20 01P	1000	800
2.5	K753 25 01P	1000	800
3.0	K753 30 01P	1000	800
4.0	K753 40 01P	1000	800

Size (ins)	Part Code	A (mm)	B (mm)	C (mm)
1.00	K753 1501P	51.96	80	105
1.50	K753 1501P	51.96	80	105
2.00	K753 2001P	66.29	95	115
2.50	K753 2501P	78.99	105	130
3.00	K753 3001P	92.45	115	145
4.00	K753 4001P	120.49	135	175
6.00	K753 6001P	168.45	180	225

NOTE : ONLY TYPE 1 RUBBER GASKETS SHOULD BE USED WITH THE K753 HIGH PRESSURE BOLTED CLAMP. CONTACT STAINLESS FITTINGS FOR OTHER OPTIONS.

Stainless Fittings. Tipton Road, Dudley, West Midlands DY1 4SQ
 Tel: +44 (0)121 557 1188 | Fax: +44 (0)121 557 6035
 E-mail: stainlessfittings@sfluk.co.uk www.sfluk.co.uk

Non ASME BPE Products



Clamp - Three Part (K752)

Size (ins)	Part Code	Pressure at 20°C PSI	Pressure at 120°C PSI
1.0-1.5	K752 15 01P	600	300
2.0	K752 20 01P	550	275
2.5	K752 25 01P	450	225
3 0	K752 30 01P	350	160
4.0	K752 40 01P	250	150

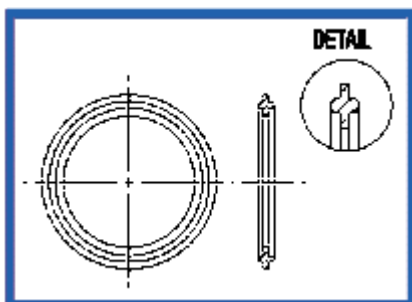
Size (ins)	Part Code	A (mm)	B (mm)	C (mm)
1.00	K752 1501P	53.89	85	85
1.50	K752 1501P	53.89	85	85
2.00	K752 2001P	67.41	90	95
2.50	K752 2501P	80.89	100	105
3.00	K752 3001P	94.41	110	125
4.00	K752 4001P	122.42	140	155

Stainless Fittings. Tipton Road, Dudley, West Midlands DY1 4SQ
 Tel: +44 (0)121 557 1188 | Fax: +44 (0)121 557 6035
 E-mail: stainlessfittings@sfluk.co.uk www.sfluk.co.uk

Non ASME BPE Products

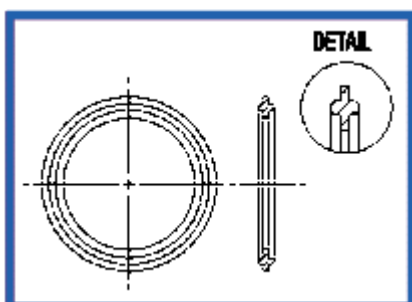
Gaskets ASME BPE

K738 White Viton Gasket Type 1



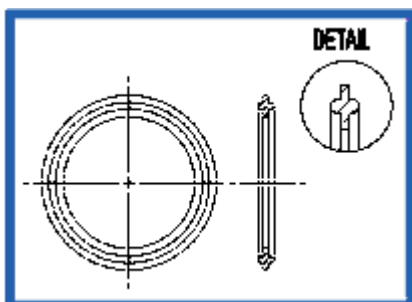
Size (ins)	Part Code
0.5	K738 05 08G
0.75	K738 07 08G
1.0	K738 10 08G
1.5	K738 15 08G
2.0	K738 20 08G
2.5	K738 25 08G
3.0	K738 30 08G
4.0	K738 40 08G

K837 Nitrile Gasket Type 1



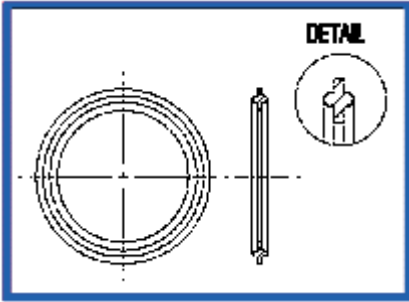
Size (ins)	Part Code
1.0	K837 10 08G
1.5	K837 15 08G
2.0	K837 20 08G
2.5	K837 25 08G
3.0	K837 30 08G
4.0	K837 40 08G

K852 EPDM Gasket Type 1

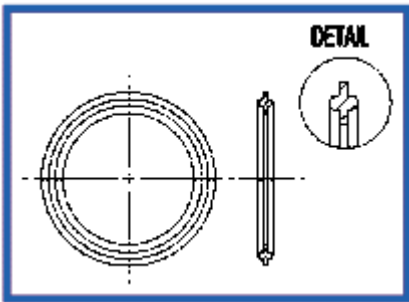


Size (ins)	Part Code
1.0	K852 10 08G
1.5	K852 15 08G
2.0	K852 20 08G
2.5	K852 25 08G
3.0	K852 30 08G
4.0	K852 40 08G

**K839 Silicone Gasket
Platinum Cured
Type 1**

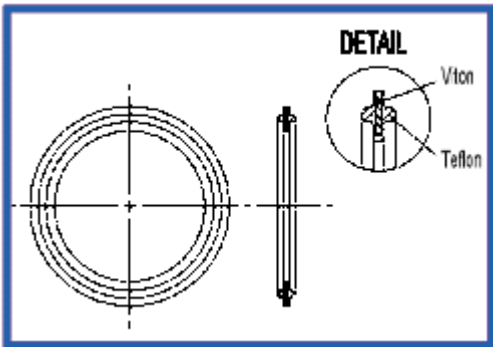


Size (ins)	Part Code
0.5	K839 05 08G
0.75	K839 07 08G
1.0	K839 10 08G
1.5	K839 15 08G
2.0	K839 20 08G
2.5	K839 25 08G
3.0	K839 30 08G
4.0	K839 40 08G



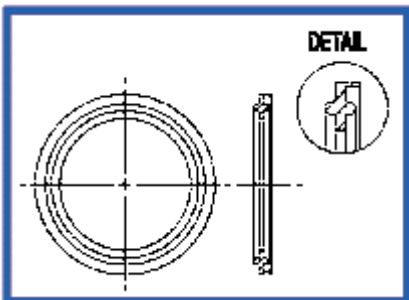
K829 Solid Teflon Gasket

Size (ins)	Size Code
0.5	05 10G
0.75	07 10G
1.0	10 10G
1.5	15 10G
2.0	20 10G
2.5	25 10G
3.0	30 10G
4.0	40 10G



**K831 Envelope Gasket Viton Inner
K828 Envelope Gasket EPDM Inner**

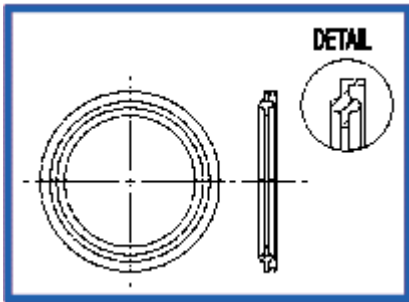
Size (ins)	Size Code
0.5	05 10G
0.75	07 10G
1.0	10 10G
1.5	15 10G
2.0	20 10G
2.5	25 10G
3.0	30 10G
4.0	40 10G



**K737 White Viton Gasket
Type 2**

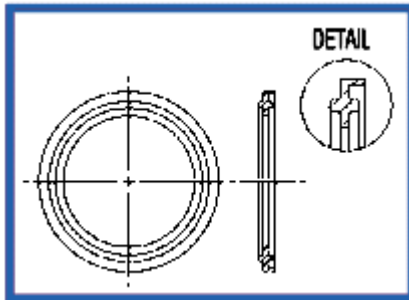
Size (ins)	Size Code
1.0	10 08G
1.5	15 08G
2.0	20 08G
2.5	25 08G
3.0	30 08G
4.0	40 08G

**K834 Black Viton Gasket
Type 2**



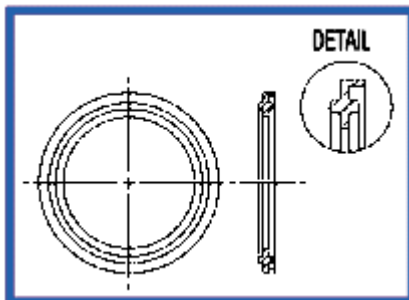
Size (ins)	Size Code
0.5	05 08G
0.75	07 08G
1.0	10 08G
1.5	15 08G
2.0	20 08G
2.5	25 08G
3.0	30 08G
4.0	40 08G

K830 Nitrile Gasket Type 2



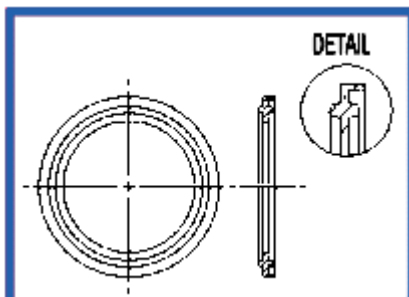
Size (ins)	Size Code
1.0	10 08G
1.5	15 08G
2.0	20 08G
2.5	25 08G
3.0	30 08G
4.0	40 08G

K832 EPDM Gasket Type 2



Size (ins)	Size Code
0.5	05 08G
0.75	07 08G
1.0	10 08G
1.5	15 08G
2.0	20 08G
2.5	25 08G
3.0	30 08G
4.0	40 08G

**K835 White Silicone Gasket Type
2**



Size (ins)	Size Code
1.0	10 08G
1.5	15 08G
2.0	20 08G
2.5	25 08G
3.0	30 08G
4.0	40 08G

All materials are approved by: 3A, USDA, and comply with FDA's Code of Federal Register - Title 21, Part 177.

Material	EPDM	VITON	SILICONE	PTFE
Temperature	-50 to 150°C	+30 to 250°C	-90 to 200°C	-25 to 250°C
Acid	Good to Ex.	Good	Good	Excellent
Vegetable Oil	Good (most)	Excellent	Poor to Good	Excellent
Petroleum Oil	Poor	Excellent	Good	Excellent
Steam	Good	Good	Good	Excellent
Abrasion Resist.	Good	Good	Poor	Excellent

PTFE GASKETS - LIMITED USE NOTE


PSI Service Ratings for clamps DO NOT APPLY to 1" and above connections incorporating PTFE gaskets. PTFE is virtually incompressible and tends to "cold flow" under normal operating conditions. PTFE gaskets, when used with any standard clamp, are likely to leak at pressures below the published service ratings.

To avoid possible leakage problems, we recommend consulting SFL before considering the use of PTFE material. This limitation does not apply to 0.5" and 0.75" Tube OD fittings and connections, due to the recessed, full-containment design of Fractional end connections.

ENVELOPE GASKETS


Consists of a PTFE outer jacket sandwiching a viton insert thus imparting some compressibility together with the excellent heat and steam resistant properties.

K186 Orifice Plate- Viton S/S



Size (ins)	Part Code
1.0	K186 10 08G
1.5	K186 15 08G
2.0	K186 20 08G
2.5	K186 25 08G
3.0	K186 30 08G
4.0	K186 40 08G

K772 Orifice Plate- Solid PTFE



Size (ins)	Part Code
0.5	K772 05 10G
0.75	K772 07 10G
1.0	K772 10 10G
1.5	K772 15 10G
2.0	K772 20 10G
2.5	K772 25 10G
3.0	K772 30 10G
4.0	K772 40 10G

K747 Screen Disk -Viton



Size (ins)	Part Code
1.0	K747 10 08G
1.5	K747 15 08G
2.0	K747 20 08G
2.5	K747 25 08G
3.0	K747 30 08G
4.0	K747 40 08G



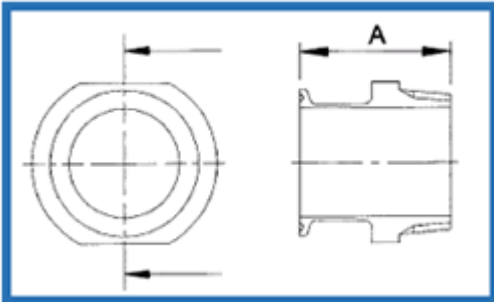
K773 Screen Mesh -Viton

Size (ins)	Part Code
1.0	K773 10 08G
1.5	K773 15 08G
2.0	K773 20 08G
2.5	K773 25 08G
3.0	K773 30 08G
4.0	K773 40 08G

Stainless Fittings. Tipton Road, Dudley, West Midlands DY1 4SQ
Tel: +44 (0)121 557 1188 | Fax: +44 (0)121 557 6035
E-mail: stainlessfittings@sfluk.co.uk www.sfluk.co.uk

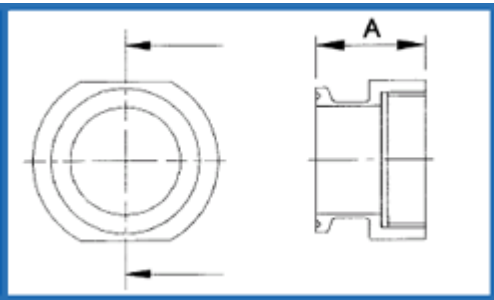
Non ASME BPE Products

Adapters



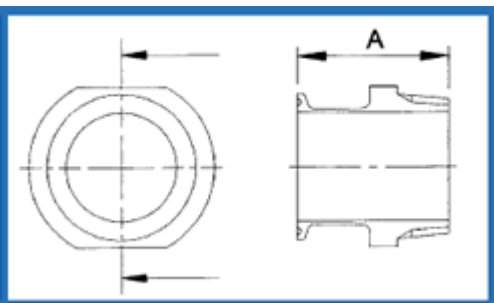
K204 Adapter Clamp/BSPT Male

Size (ins)	Part Code	A (mm)
0.5	K204 05	50.8
0.75	K204 07	50.8
1.0	K204 10	50.8
1.5	K204 15	60.3
2.0	K204 20	63.5
2.5	K204 25	70.0
3.0	K204 30	79.0
4.0	K204 40	90.0



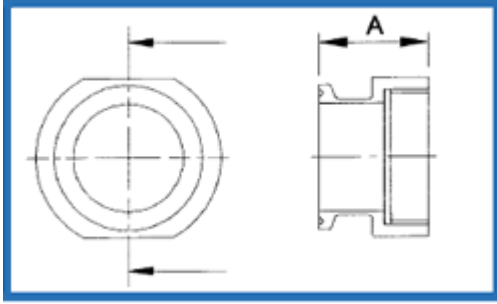
K205 Adapter Clamp/BSPT Female

Size (ins)	Part Code	A (mm)
0.5	K205 05	44.0
0.75	K205 07	44.0
1.0	K205 10	44.0
1.5	K205 15	51.0
2.0	K205 20	52.5
2.5	K205 25	58.0
3.0	K205 30	65.0
4.0	K205 40	75.0



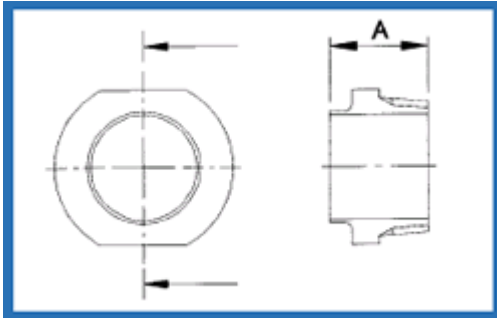
K214 Adapter Clamp/NPT Male

Size (ins)	Part Code	A (mm)
0.5	K214 05	50.8
0.75	K214 07	50.8
1.0	K214 10	50.8
1.5	K214 15	60.3
2.0	K214 20	63.5
2.5	K214 25	70.0
3.0	K214 30	79.0
4.0	K214 40	90.0



K215 Adapter Clamp/NPT Female

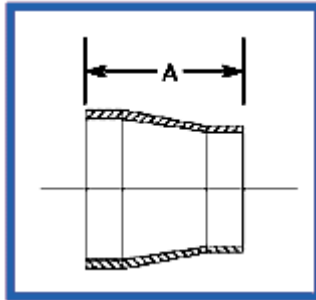
Size (ins)	Part Code	A(mm)
0.5	K215 05	44.0
0.75	K215 07	44.0
1.0	K215 10	44.0
1.5	K215 15	51.0
2.0	K215 20	52.5
2.5	K215 25	58.0
3.0	K215 30	65.0
4.0	K215 40	75.0



N198 Adapter Tube/BSPT Male

Size (ins)	Part Code	A (mm)
0.5	N198 05	50.8
0.75	N198 07	50.8
1.0	N198 10	69.8
1.5	N198 15	69.8
2.0	N198 20	69.8
2.5	N198 25	69.8
3.0	N198 30	69.8
4.0	N198 40	69.8

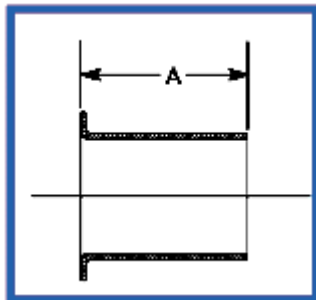
N219 Adapter O/D Tube/N/B Pipe SCH 10*



Size (ins)	Part Code	A (mm)
0.5	N219 05	25.4
0.75	N219 07	25.4
1.0	N219 10	25.4
1.5	N219 15	38.1
2.0	N219 20	38.1
2.5	N219 25	38.1
3.0	N219 30	70.0
4.0	N219 40	70.0

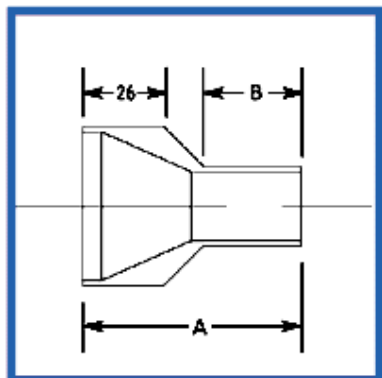
* Other pipe schedules available on request

N191 Stub End



Size (ins)	Part Code	A (mm)
0.5	N191 05	50.8
0.75	N191 07	50.8
1.0	N191 10	69.8
1.5	N191 15	69.8
2.0	N191 20	69.8
2.5	N191 25	69.8
3.0	N191 30	69.8
4.0	N191 40	69.8

Non ASME BPE Products

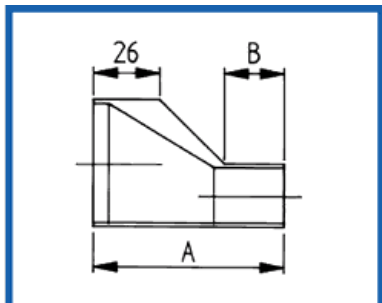


Concentric Reducer (N594)

Size (ins)	Part Code	A (mm)	B (mm)
0.75 x 0.5	N594 0705	70.0	40.80
1.0 x 0.5	N594 1005	70.0	37.65
1.0 x 0.75	N594 1007	70.0	40.80
1.5 x 0.5	N594 1505	70.0	31.30
1.5 x 0.75	N594 1507	70.0	34.50
1.5 x 1.0	N594 1510	70.0	37.65
2.0 x 0.5	N594 2005	70.0	24.95
2.0 x 0.75	N594 2007	70.0	28.10
2.0 x 1.0	N594 2010	70.0	31.30
2.0 x 1.5	N594 2015	70.0	37.65

Stainless Fittings. Tipton Road, Dudley, West Midlands DY1 4SQ
Tel: +44 (0)121 557 1188 | Fax: +44 (0)121 557 6035
E-mail: stainlessfittings@sfluk.co.uk www.sfluk.co.uk

Non ASME BPE Products

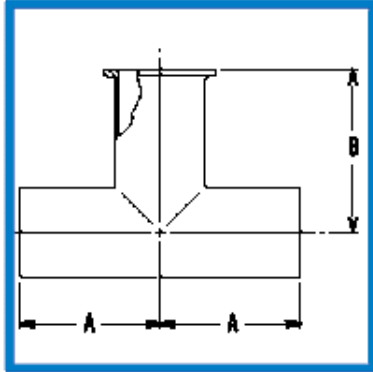


Eccentric Reducer (N595)

Size (ins)	Part Code	A (mm)	B (mm)
0.75 x 0.5	N595 0705	70.0	37.65
1.0 x 0.5	N595 1005	70.0	31.30
1.0 x 0.75	N595 1007	70.0	37.65
1.5 x 0.5	N595 1505	70.0	24.95
1.5 x 0.75	N595 1507	70.0	24.95
1.5 x 1.0	N595 1510	70.0	37.65
2.0 x 0.5	N595 2005	70.0	18.60
2.0 x 0.75	N595 2007	70.0	18.60
2.0 x 1.0	N595 2010	70.0	18.60
2.0 x 1.5	N595 2015	70.0	37.65

Stainless Fittings. Tipton Road, Dudley, West Midlands DY1 4SQ
Tel: +44 (0)121 557 1188 | Fax: +44 (0)121 557 6035
E-mail: stainlessfittings@sfluk.co.uk www.sfluk.co.uk

Non ASME BPE Products

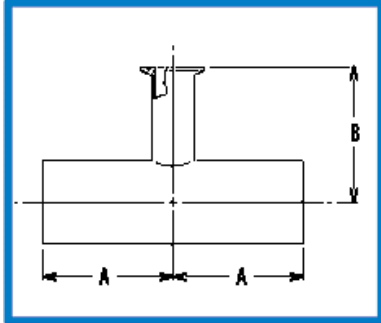


Equal Outlet Tee W/W/C

Size (ins)	Part Code	A (mm)	B (mm)
0.25	E0T02WWC	44.5	57.2
0.375	E0T04WWC	44.5	57.2
0.50	E0T05WWC	47.6	60.3
0.75	E0T07WWC	50.8	63.5
1.00	E0T10WWC	54.0	66.7
1.50	E0T15WWC	60.3	73.0
2.00	E0T20WWC	73.0	85.7
2.50	E0T25WWC	79.4	92.1
3.00	E0T30WWC	85.7	98.4
4.00	E0T40WWC	104.8	120.7
6.00	E0T60WWC	142.9	181.0

Stainless Fittings. Tipton Road, Dudley, West Midlands DY1 4SQ
Tel: +44 (0)121 557 1188 | Fax: +44 (0)121 557 6035
E-mail: stainlessfittings@sfluk.co.uk www.sfluk.co.uk

Non ASME BPE Products



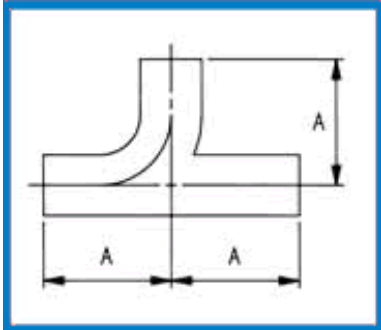
Reducing Tee W/W/C

Size (ins)	Part Code	A (mm)	B (mm)
0.375 x 0.25	RT0402WWC	44.5	57.2
0.50 x 0.25	RT0502WWC	47.6	60.3
0.50 x 0.375	RT0504WWC	47.6	60.3
0.75 x 0.25	RT0702WWC	50.8	63.5
0.75 x 0.375	RT0704WWC	50.8	63.5
0.75 x 0.50	RT0705WWC	50.8	63.5
1.0 x 0.25	RT1002WWC	54.0	66.7
1.0 x 0.375	RT1004WWC	54.0	66.7
1.0 x 0.5	RT1005WWC	54.0	66.7
1.0 x 0.75	RT1007WWC	54.0	66.7
1.5 x 0.5	RT1505WWC	60.3	73.0
1.5 x 0.75	RT1507WWC	60.3	73.0
1.5 x 1.0	RT1510WWC	60.3	73.0
2.0 x 0.5	RT2005WWC	73.0	79.4
2.0 x 0.75	RT2007WWC	73.0	79.4
2.0 x 1.0	RT2010WWC	73.0	79.4
2.0 x 1.5	RT2015WWC	73.0	79.4
2.5 x 0.5	RT2505WWC	79.4	85.7
2.5 x 0.75	RT2507WWC	79.4	85.7
2.5 x 1.0	RT2510WWC	79.4	85.7
2.5 x 1.5	RT2515WWC	79.4	85.7
2.5 x 2.0	RT2520WWC	79.4	85.7
3.0 x 0.5	RT3005WWC	85.7	92.1
3.0 x 0.75	RT3007WWC	85.7	92.1
3.0 x 1.0	RT3010WWC	85.7	92.1
3.0 x 1.5	RT3015WWC	85.7	92.1
3.0 x 2.0	RT3020WWC	85.7	92.1
3.0 x 2.5	RT3025WWC	85.7	92.1
4.0 x 0.5	RT4005WWC	104.8	104.8
4.0 x 0.75	RT4007WWC	104.8	104.8
4.0 x 1.0	RT4010WWC	104.8	104.8

4.0 x 1.5	RT4015WWC	104.8	104.8
4.0 x 2.0	RT4020WWC	104.8	111.1
4.0 x 2.5	RT4025WWC	104.8	111.1
4.0 x 3.0	RT4030WWC	104.8	111.1
6.0 x 2.0	RT6020WWC	142.9	168.3
6.0 x 2.5	RT6025WWC	142.9	181.0
6.0 x 3.0	RT6030WWC	142.9	181.0
6.0 x 4.0	RT6040WWC	142.9	181.0

Stainless Fittings. Tipton Road, Dudley, West Midlands DY1 4SQ
Tel: +44 (0)121 557 1188 | Fax: +44 (0)121 557 6035
E-mail: stainlessfittings@sfluk.co.uk www.sfluk.co.uk

Non ASME BPE Products

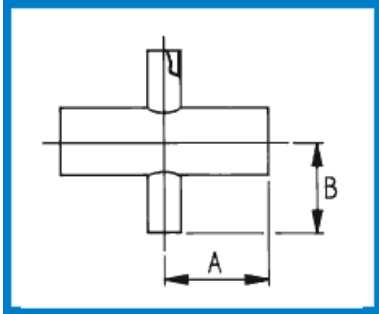


Swept Tee

Size (ins)	Part Code	A (mm)
0.75	ST07WWW	73
1.0	ST10WWW	73
1.5	ST15WWW	92
2.0	ST20WWW	118
2.5	ST25WWW	136
3.0	ST30WWW	155
4.0	ST40WWW	200
6.0	ST60WWW	290

Stainless Fittings. Tipton Road, Dudley, West Midlands DY1 4SQ
Tel: +44 (0)121 557 1188 | Fax: +44 (0)121 557 6035
E-mail: stainlessfittings@sfluk.co.uk www.sfluk.co.uk

Non ASME BPE Products



Reducing Cross

0.375 x 0.25	RC0402WWWW	44.5	44.5
0.50 x 0.25	RC0502WWWW	47.6	47.6
0.50 x 0.375	RC0504WWWW	47.6	47.6
0.75 x 0.25	RC0702WWWW	50.8	50.8
0.75 x 0.375	RC0704WWWW	50.8	50.8
0.75 x 0.50	RC0705WWWW	50.8	50.8
1.0 x 0.25	RC1002WWWW	54.0	54.0
1.0 x 0.375	RC1004WWWW	54.0	54.0
1.0 x 0.5	RC1005WWWW	54.0	54.0
1.0 x 0.75	RC1007WWWW	54.0	54.0
1.5 x 0.5	RC1505WWWW	60.3	60.3
1.5 x 0.75	RC1507WWWW	60.3	60.3
1.5 x 1.0	RC1510WWWW	60.3	60.3
2.0 x 0.5	RC2005WWWW	73.0	66.7
2.0 x 0.75	RC2007WWWW	73.0	66.7
2.0 x 1.0	RC2010WWWW	73.0	66.7
2.0 x 1.5	RC2015WWWW	73.0	66.7
2.5 x 0.5	RC2505WWWW	79.4	73.0
2.5 x 0.75	RC2507WWWW	79.4	73.0
2.5 x 1.0	RC2510WWWW	79.4	73.0
2.5 x 1.5	RC2515WWWW	79.4	73.0
2.5 x 2.0	RC2520WWWW	79.4	73.0
3.0 x 0.5	RC3005WWWW	85.7	79.4
3.0 x 0.75	RC3007WWWW	85.7	79.4
3.0 x 1.0	RC3010WWWW	85.7	79.4
3.0 x 1.5	RC3015WWWW	85.7	79.4
3.0 x 2.0	RC3020WWWW	85.7	79.4
3.0 x 2.5	RC3025WWWW	85.7	79.4
4.0 x 0.5	RC4005WWWW	104.8	92.1
4.0 x 0.75	RC4007WWWW	104.8	92.1

4.0 x 1.0	RC4010WWWW	104.8	92.1
4.0 x 1.5	RC4015WWWW	104.8	92.1
4.0 x 2.0	RC4020WWWW	104.8	98.4
4.0 x 2.5	RC4025WWWW	104.8	98.4
4.0 x 3.0	RC4030WWWW	104.8	98.4
6.0 x 2.0	RC6020WWWW	142.9	130.2
6.0 x 2.5	RC6025WWWW	142.9	130.2
6.0 x 3.0	RC6030WWWW	142.9	130.2
6.0 x 4.0	RC6040WWWW	142.9	130.2

Stainless Fittings. Tipton Road, Dudley, West Midlands DY1 4SQ
Tel: +44 (0)121 557 1188 | Fax: +44 (0)121 557 6035
E-mail: stainlessfittings@sfluk.co.uk **www.sfluk.co.uk**

Non ASME BPE Products

Bends

We currently supply a range of 88 Degree and 92 Degree Bends - these are available in 0.5" to 6" sizes and can be supplied with a mixture of clamp or butt weld ends. Mechanically polished or Electro polished surface finishes are also available.

Please Enquire with our Sales Team for further information.

Stainless Fittings. Tipton Road, Dudley, West Midlands DY1 4SQ
Tel: +44 (0)121 557 1188 | Fax: +44 (0)121 557 6035
E-mail: stainlessfittings@sfluk.co.uk **www.sfluk.co.uk**



HIGH PURITY FABRICATIONS

Our Specialist Fabrication Department

Here at SFL we pride ourselves on our consistently high standards of work, carried out by our vastly experienced and knowledgeable fabrication team, always ensuring that our clients feel completely safe in our hands.

We have many years of stainless steel fabricating know-how, including capabilities such as welding, polishing and machining. Our fabrications are used all around the world in major process industries such as Pharmaceutical, Dairy, Food and Beverage, Chemical and Petrochemical. Our array of skills make us your one-stop solution.

We are large enough to accommodate the most demanding requirement but small enough to be able to offer a personal service for smaller jobs.

Your enquiry starts a process that begins with a detailed Contract Review Meeting. We work from your drawings or sketches to begin with which enables us to turn your ideas into reality. The Contract Review Meeting involves input from the manufacturing team, the sales team, our QA manager and you, the client. This process ensures that we have a thorough understanding of your requirements – first time, every time.

Our skilled fabricators and welders work closely together ensuring your needs are fully met. Our fully qualified welders are coded to include ISO standards EN 1418(orbital) and EN 287-1(manual) as well as ASME IX (orbital and Manual) and carry out both manual TIG and orbital welding. Orbital welds are widely used in the Pharmaceutical industry and also on many high purity fabricated pipelines and manifolds. Our orbital welding procedure produces a crevice free joint that does not require final polishing. A crevice free joint is essential for eliminating contamination risks from micro-organisms.

Where the fabrication contract does not require orbital welds, our clients can also benefit from the flexibility of manual hand welding (TIG) in which we also specialise.

Our skilled polishers will polish the outer and inner diameter of tube and fittings where required to leave a smooth crevice and crack free surface, polished to a measured surface finish specified by you. We are also able to offer an Electropolished finish where required.

SFL's range of machining skills provides us with the ultimate flexibility to produce special machined components for use within our fabrications.

Alongside our specialist fabrications we can also include services such as NDT tested welds, video boroscoping, QA dossiers, weld maps and qualifications, ensuring complete peace of mind at all times.

At SFL we demonstrate daily our commitment and capability to provide a consistently high quality service to our customers which sets us apart, so do not hesitate to call us for all of your fabricating requirements.

We supply products into all sorts of industry sectors and applications, including:

- Chromatography columns
- Reverse Osmosis Systems
- Stem Cell Research
- Neuro Science Research Technologies
- Food Processing Equipment
- Cooking Oil Filtration
- Filtration and Separation Equipment
- Tablet coating and tablet presses
- Powder processing systems
- Pressure fed systems
- Water purification and Water for Injection Systems
- Paint Spraying Units

[Call us now to discuss YOUR requirement on 0121 557 1188](tel:01215571188)

[or click here to send an email](#)

What our customers say...

"As a key supplier of fabricated GIP pipework SFL have proved to be a valuable addition to our supplier base. The quality and reliability is more than capable of meeting our stringent delivery, quality and service level criteria. This service is complimented by an ongoing commitment to the continuous improvement of the customer/ supplier relationship"

"Our pharmaceutical installations are very specialised so our requirements have been varied and numerous. Requests and enquiries have been handled quickly and efficiently by the sales staff and when necessary manufacturing staff have been available to discuss our requirements. It's easy to see why we continue to use SFL and will do so for the foreseeable future."